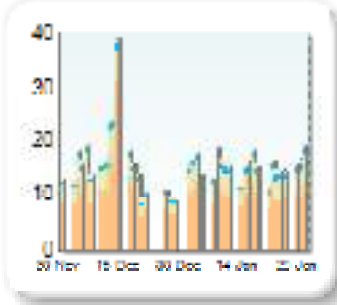


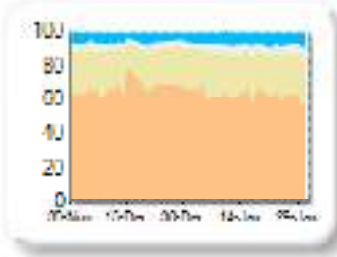
### Market Share

Rank	Venue	Market Share	Change
1	XMAD	<b>63.01%</b>	-5.59
2	CEUX	<b>24.80%</b>	+3.29
3	AQEU	<b>7.16%</b>	+1.48
4	TQEX	<b>4.69%</b>	+0.80
5	BATE	<b>0.21%</b>	+0.08
6	TRQX	<b>0.11%</b>	+0.01
7	CHIX	<b>0.02%</b>	-0.06
8	AQXE	<b>0.00%</b>	0.00

Volume Trend



Market Share Trend



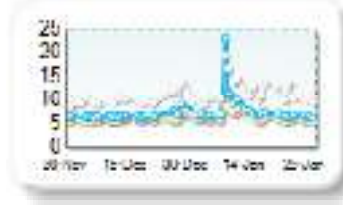
Market share is based on on-book value traded during continuous trading. The share is calculated by averaging over all stocks in the index. The current value shown is for last week and the change is relative to the previous week.

### Spreads

At touch

Rank	Venue	Spread (bps)	Change
1	XMAD	<b>6.22</b>	+0.46
2	CEUX	<b>6.70</b>	+0.99
3	AQEU	<b>8.02</b>	+1.32
4	TQEX	<b>13.35</b>	+3.45
5	BATE	<b>82.61</b>	-27.66
6	CHIX	<b>162.54</b>	+3.78

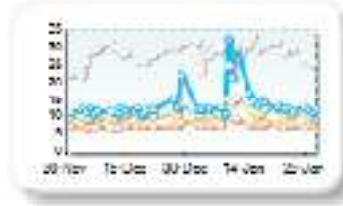
Monthly Spread Trend



25k EUR deal

Rank	Venue	Spread (bps)	Change
1	XMAD	<b>8.13</b>	+0.73
2	CEUX	<b>12.58</b>	+2.12
3	AQEU	<b>14.82</b>	+2.43
4	TQEX	<b>37.95</b>	+7.43
5	BATE	<b>165.45</b>	+1.05

Monthly Spread Trend



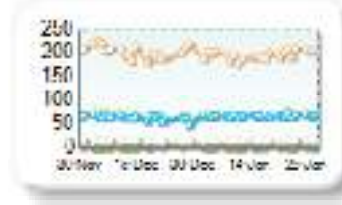
Spreads measure the bid to offer spread of the best visible orders in the book. The result is averaged over the stocks in the index and is based on measurements of the order books every 30 seconds. The value for the spread is quoted in basis points (0.01%).

### Book Depths

10BPS Depth (top of book)

Rank	Venue	Depth (1K EUR)	Change
1	XMAD	<b>196.1</b>	-7.1
2	CEUX	<b>68.6</b>	+0.6
3	AQEU	<b>65.5</b>	+4.1
4	TQEX	<b>15.1</b>	+0.4
5	BATE	<b>1.6</b>	-0.3
6	CHIX	<b>0.8</b>	+0.3

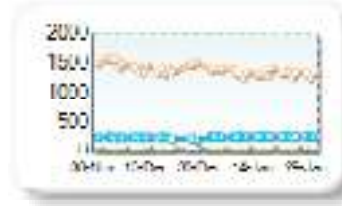
Monthly Depth Trend



50BPS Depth (deeper into book)

Rank	Venue	Depth (1K EUR)	Change
1	XMAD	<b>1,329.8</b>	-107.4
2	CEUX	<b>280.3</b>	+4.7
3	AQEU	<b>242.0</b>	+17.2
4	TQEX	<b>86.0</b>	+5.7
5	BATE	<b>12.6</b>	-0.4
6	CHIX	<b>9.5</b>	-4.2

Monthly Depth Trend




Market depth measures the amount of visible liquidity (bids and offers) in the order book within 10 or 50 BPS of mid price. The result is averaged over the stocks in the index and is based on measurements of the order book every 30 seconds. This is quoted in '000s of EUR.

### Best Prices

At touch

Rank	Venue	Best Price (%)	Change
1	XMAD	<b>4.14</b>	+0.18
2	CEUX	<b>3.24</b>	+0.02
3	AQEU	<b>1.02</b>	+0.13
4	TQEX	<b>0.71</b>	+0.04
5	BATE	<b>0.11</b>	+0.05
6	CHIX	<b>0.00</b>	+0.00
7	TRQX	<b>0.00</b>	+0.00
8	AQXE	<b>0.00</b>	+0.00


Best Prices Trend



25k EUR deal

Rank	Venue	Best Price (%)	Change
1	XMAD	<b>70.25</b>	-1.43
2	CEUX	<b>10.51</b>	-0.51
3	AQEU	<b>7.07</b>	+1.29
4	TQEX	<b>0.25</b>	-0.10
5	BATE	<b>0.00</b>	+0.00
6	CHIX	<b>0.00</b>	+0.00
7	TRQX	<b>0.00</b>	+0.00
8	AQXE	<b>0.00</b>	+0.00

Best Prices Trend



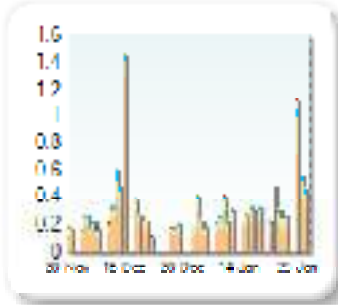
Best Price % measures how often each venue posts an absolute best price (no ties) for stocks. The result is averaged over the stocks in the index and is based on measurements of the order book every 5 seconds.

# ACS Actividades de Construcción y Servicios SA

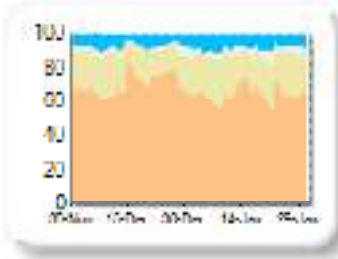
## Market Share

Rank	Venue	Market Share	Change
1	XMAD	<b>65.76%</b>	-7.82
2	CEUX	<b>22.83%</b>	+5.08
3	AQEU	<b>7.57%</b>	+1.43
4	TQEX	<b>3.59%</b>	+1.17
5	BATE	<b>0.18%</b>	+0.15
6	TRQX	<b>0.07%</b>	+0.02
7	CHIX	<b>0.01%</b>	-0.03
8	AQXE	<b>0.00%</b>	0.00

Volume Trend



Market Share Trend



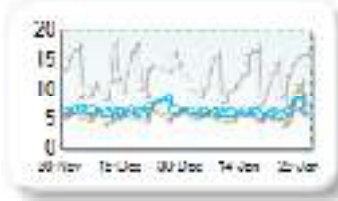
Market share is based on on-book value traded during continuous trading. The share is calculated by averaging over all stocks in the index. The current value shown is for last week and the change is relative to the previous week.

## Spreads

At touch

Rank	Venue	Spread (bps)	Change
1	CEUX	<b>5.81</b>	+0.10
2	XMAD	<b>5.85</b>	-0.05
3	AQEU	<b>6.23</b>	-0.20
4	TQEX	<b>12.78</b>	-0.20
5	BATE	<b>171.94</b>	n/a

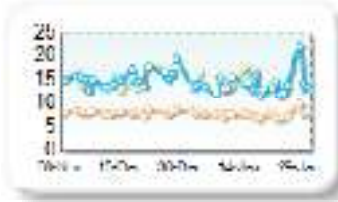
Monthly Spread Trend



25k EUR deal

Rank	Venue	Spread (bps)	Change
1	XMAD	<b>7.56</b>	-0.37
2	AQEU	<b>14.01</b>	-1.15
3	CEUX	<b>14.31</b>	-0.64
4	TQEX	<b>39.23</b>	-0.11

Monthly Spread Trend



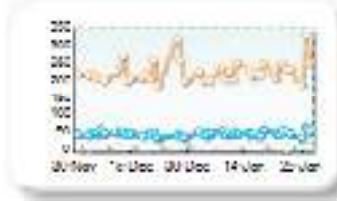
Spreads measure the bid to offer spread of the best visible orders in the book. The result is averaged over the stocks in the index and is based on measurements of the order books every 30 seconds. The value for the spread is quoted in basis points (0.01%).

## Book Depths

10BPS Depth (top of book)

Rank	Venue	Depth (1K EUR)	Change
1	XMAD	<b>228.5</b>	+3.7
2	CEUX	<b>48.6</b>	+2.1
3	AQEU	<b>48.3</b>	+3.7
4	TQEX	<b>10.4</b>	+0.8
5	BATE	<b>1.0</b>	+0.2

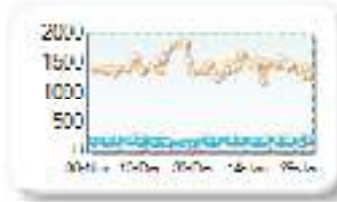
Monthly Depth Trend



50BPS Depth (deeper into book)

Rank	Venue	Depth (1K EUR)	Change
1	XMAD	<b>1,423.6</b>	-48.7
2	CEUX	<b>216.7</b>	+13.9
3	AQEU	<b>185.1</b>	+10.9
4	TQEX	<b>45.2</b>	+1.0
5	BATE	<b>10.3</b>	+5.4

Monthly Depth Trend




Market depth measures the amount of visible liquidity (bids and offers) in the order book within 10 or 50 BPS of mid price. The result is averaged over the stocks in the index and is based on measurements of the order book every 30 seconds. This is quoted in '000s of EUR.

## Best Prices

At touch

Rank	Venue	Best Price (%)	Change
1	CEUX	<b>4.90</b>	-0.86
2	XMAD	<b>4.43</b>	-1.37
3	AQEU	<b>1.67</b>	+0.15
4	TQEX	<b>0.51</b>	-0.11
5	BATE	<b>0.14</b>	+0.17
6	CHIX	<b>0.00</b>	+0.00
7	TRQX	<b>0.00</b>	+0.00
8	AQXE	<b>0.00</b>	+0.00


Best Prices Trend



25k EUR deal

Rank	Venue	Best Price (%)	Change
1	XMAD	<b>89.75</b>	+0.77
2	CEUX	<b>6.19</b>	-0.33
3	AQEU	<b>2.69</b>	-0.13
4	TQEX	<b>0.03</b>	-0.14
5	CHIX	<b>0.00</b>	+0.00
6	TRQX	<b>0.00</b>	+0.00
7	BATE	<b>0.00</b>	+0.00
8	AQXE	<b>0.00</b>	+0.00

Best Prices Trend

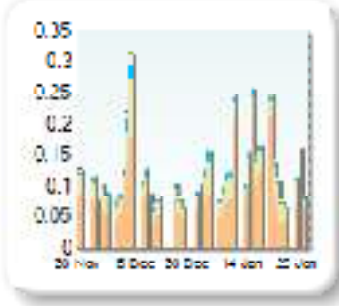


Best Price % measures how often each venue posts an absolute best price (no ties) for stocks. The result is averaged over the stocks in the index and is based on measurements of the order book every 5 seconds.

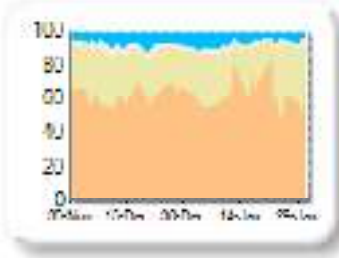
### Market Share

Rank	Venue	Market Share	Change
1	XMAD	<b>65.83%</b>	+4.02
2	CEUX	<b>25.41%</b>	-1.41
3	AQEU	<b>6.16%</b>	-1.23
4	TQEX	<b>2.47%</b>	-1.35
5	TRQX	<b>0.07%</b>	-0.02
6	BATE	<b>0.05%</b>	0.00
7	CHIX	<b>0.00%</b>	-0.02

Volume Trend



Market Share Trend




Market share is based on on-book value traded during continuous trading. The share is calculated by averaging over all stocks in the index. The current value shown is for last week and the change is relative to the previous week.

### Spreads

At touch

Rank	Venue	Spread (bps)	Change
1	CEUX	<b>7.30</b>	-1.63
2	XMAD	<b>7.56</b>	-1.37
3	AQEU	<b>8.03</b>	-1.78
4	TQEX	<b>26.93</b>	+5.68

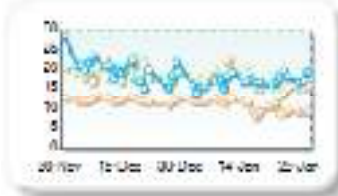
Monthly Spread Trend



25k EUR deal

Rank	Venue	Spread (bps)	Change
1	XMAD	<b>10.76</b>	-1.50
2	AQEU	<b>17.11</b>	-3.02
3	CEUX	<b>17.56</b>	-1.76

Monthly Spread Trend




Spreads measure the bid to offer spread of the best visible orders in the book. The result is averaged over the stocks in the index and is based on measurements of the order books every 30 seconds. The value for the spread is quoted in basis points (0.01%).

### Book Depths

10BPS Depth (top of book)

Rank	Venue	Depth (1K EUR)	Change
1	XMAD	<b>140.7</b>	+8.8
2	AQEU	<b>42.3</b>	+2.7
3	CEUX	<b>41.2</b>	+1.1
4	TQEX	<b>3.4</b>	-1.3

Monthly Depth Trend



50BPS Depth (deeper into book)

Rank	Venue	Depth (1K EUR)	Change
1	XMAD	<b>1,107.5</b>	-187.3
2	CEUX	<b>171.9</b>	+6.8
3	AQEU	<b>150.1</b>	+6.9
4	TQEX	<b>29.0</b>	-7.2

Monthly Depth Trend




Market depth measures the amount of visible liquidity (bids and offers) in the order book within 10 or 50 BPS of mid price. The result is averaged over the stocks in the index and is based on measurements of the order book every 30 seconds. This is quoted in '000s of EUR.

### Best Prices

At touch

Rank	Venue	Best Price (%)	Change
1	XMAD	<b>5.21</b>	+2.36
2	CEUX	<b>5.17</b>	+1.77
3	AQEU	<b>1.25</b>	+0.43
4	TQEX	<b>0.35</b>	+0.07
5	CHIX	<b>0.00</b>	+0.00
6	TRQX	<b>0.00</b>	+0.00
7	BATE	<b>0.00</b>	+0.00


Best Prices Trend



25k EUR deal

Rank	Venue	Best Price (%)	Change
1	XMAD	<b>81.22</b>	+1.75
2	AQEU	<b>8.86</b>	+1.77
3	CEUX	<b>7.59</b>	-1.92
4	TQEX	<b>0.01</b>	-0.05
5	CHIX	<b>0.00</b>	+0.00
6	TRQX	<b>0.00</b>	+0.00
7	BATE	<b>0.00</b>	+0.00

Best Prices Trend

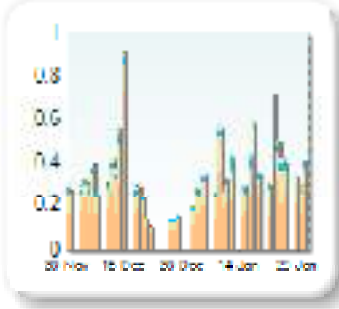


Best Price % measures how often each venue posts an absolute best price (no ties) for stocks. The result is averaged over the stocks in the index and is based on measurements of the order book every 5 seconds.

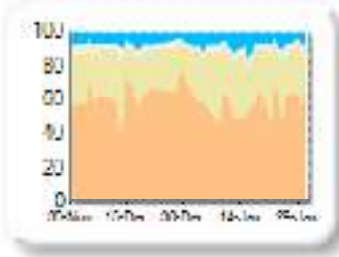
### Market Share

Rank	Venue	Market Share	Change
1	XMAD	59.43%	-3.20
2	CEUX	28.89%	+2.75
3	AQEU	7.54%	+1.15
4	TQEX	4.02%	-0.63
5	BATE	0.10%	+0.02
6	TRQX	0.02%	-0.05
7	AQXE	0.00%	+0.00
8	CHIX	0.00%	-0.04

Volume Trend



Market Share Trend




Market share is based on on-book value traded during continuous trading. The share is calculated by averaging over all stocks in the index. The current value shown is for last week and the change is relative to the previous week.

### Spreads

At touch

Rank	Venue	Spread (bps)	Change
1	CEUX	5.85	-0.07
2	XMAD	6.21	+0.01
3	AQEU	6.84	-0.25
4	TQEX	9.57	+0.08

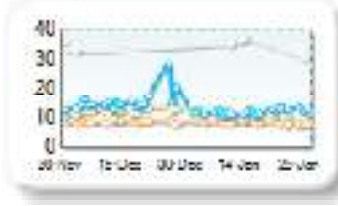
Monthly Spread Trend



25k EUR deal

Rank	Venue	Spread (bps)	Change
1	XMAD	8.26	-0.09
2	CEUX	11.22	-0.89
3	AQEU	11.88	-3.57
4	TQEX	45.25	-3.47

Monthly Spread Trend



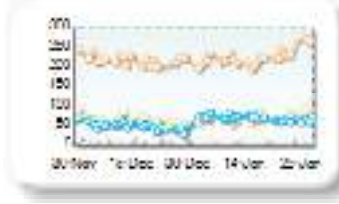
Spreads measure the bid to offer spread of the best visible orders in the book. The result is averaged over the stocks in the index and is based on measurements of the order books every 30 seconds. The value for the spread is quoted in basis points (0.01%).

### Book Depths

10BPS Depth (top of book)

Rank	Venue	Depth (1K EUR)	Change
1	XMAD	224.7	+7.4
2	CEUX	70.0	+5.9
3	AQEU	68.3	+18.9
4	TQEX	13.7	-0.6
5	BATE	1.6	-0.2

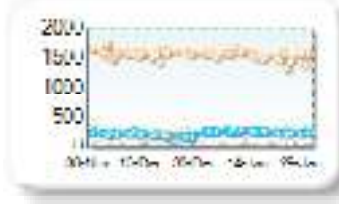
Monthly Depth Trend



50BPS Depth (deeper into book)

Rank	Venue	Depth (1K EUR)	Change
1	XMAD	1,519.0	-36.3
2	CEUX	271.5	+12.4
3	AQEU	244.6	+42.3
4	TQEX	85.3	+2.1
5	BATE	14.6	+3.0

Monthly Depth Trend




Market depth measures the amount of visible liquidity (bids and offers) in the order book within 10 or 50 BPS of mid price. The result is averaged over the stocks in the index and is based on measurements of the order book every 30 seconds. This is quoted in '000s of EUR.

### Best Prices

At touch

Rank	Venue	Best Price (%)	Change
1	CEUX	4.67	-0.08
2	XMAD	3.83	-0.20
3	AQEU	0.78	+0.07
4	TQEX	0.45	-0.14
5	BATE	0.13	+0.03
6	CHIX	0.00	+0.00
7	TRQX	0.00	+0.00
8	AQXE	0.00	+0.00


Best Prices Trend



25k EUR deal

Rank	Venue	Best Price (%)	Change
1	XMAD	66.31	-8.97
2	CEUX	18.96	+2.63
3	AQEU	7.40	+4.40
4	TQEX	0.17	-0.37
5	CHIX	0.00	+0.00
6	TRQX	0.00	+0.00
7	BATE	0.00	+0.00
8	AQXE	0.00	+0.00

Best Prices Trend

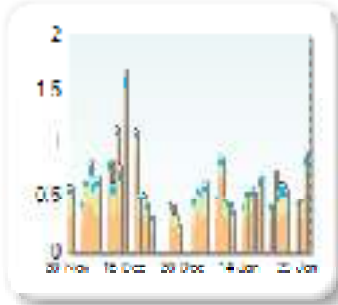


Best Price % measures how often each venue posts an absolute best price (no ties) for stocks. The result is averaged over the stocks in the index and is based on measurements of the order book every 5 seconds.

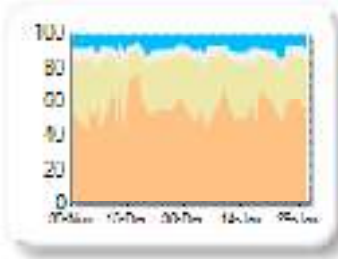
### Market Share

Rank	Venue	Market Share	Change
1	XMAD	56.49%	-2.98
2	CEUX	28.69%	+2.11
3	AQEU	8.71%	+1.11
4	TQEX	5.77%	-0.34
5	BATE	0.20%	+0.06
6	TRQX	0.11%	+0.05
7	CHIX	0.03%	-0.03
8	AQXE	0.00%	+0.00

Volume Trend



Market Share Trend



Market share is based on on-book value traded during continuous trading. The share is calculated by averaging over all stocks in the index. The current value shown is for last week and the change is relative to the previous week.

### Spreads

At touch

Rank	Venue	Spread (bps)	Change
1	CEUX	5.18	+0.12
2	XMAD	5.44	+0.16
3	AQEU	5.93	+0.13
4	TQEX	7.09	+0.33

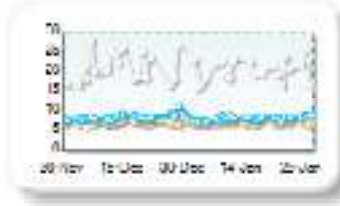
Monthly Spread Trend



25k EUR deal

Rank	Venue	Spread (bps)	Change
1	XMAD	6.80	+0.08
2	CEUX	7.86	+0.43
3	AQEU	7.94	-0.35
4	TQEX	20.71	-0.45

Monthly Spread Trend



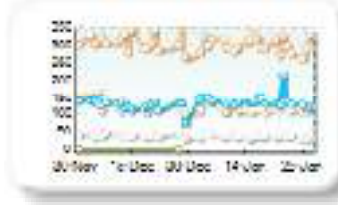
Spreads measure the bid to offer spread of the best visible orders in the book. The result is averaged over the stocks in the index and is based on measurements of the order books every 30 seconds. The value for the spread is quoted in basis points (0.01%).

### Book Depths

10BPS Depth (top of book)

Rank	Venue	Depth (1K EUR)	Change
1	XMAD	303.6	-8.7
2	AQEU	139.4	+12.3
3	CEUX	117.5	-11.1
4	TQEX	38.5	-3.0
5	BATE	2.0	+0.2

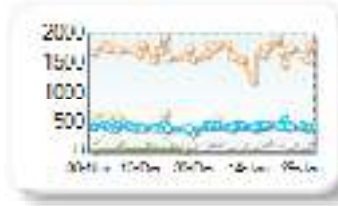
Monthly Depth Trend



50BPS Depth (deeper into book)

Rank	Venue	Depth (1K EUR)	Change
1	XMAD	1,659.8	-48.8
2	CEUX	439.6	-31.2
3	AQEU	426.0	+26.8
4	TQEX	146.2	-7.6
5	BATE	18.9	+0.7

Monthly Depth Trend



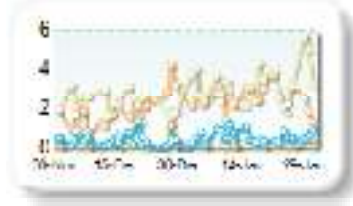
Market depth measures the amount of visible liquidity (bids and offers) in the order book within 10 or 50 BPS of mid price. The result is averaged over the stocks in the index and is based on measurements of the order book every 30 seconds. This is quoted in '000s of EUR.

### Best Prices

At touch

Rank	Venue	Best Price (%)	Change
1	CEUX	3.13	+0.33
2	XMAD	2.52	+0.55
3	AQEU	0.59	+0.18
4	TQEX	0.41	-0.02
5	BATE	0.15	-0.10
6	CHIX	0.00	+0.00
7	TRQX	0.00	+0.00
8	AQXE	0.00	+0.00


Best Prices Trend



25k EUR deal

Rank	Venue	Best Price (%)	Change
1	XMAD	36.18	+1.31
2	CEUX	18.18	-3.92
3	AQEU	10.98	+3.13
4	TQEX	0.76	-0.70
5	CHIX	0.00	+0.00
6	TRQX	0.00	+0.00
7	BATE	0.00	+0.00
8	AQXE	0.00	+0.00

Best Prices Trend

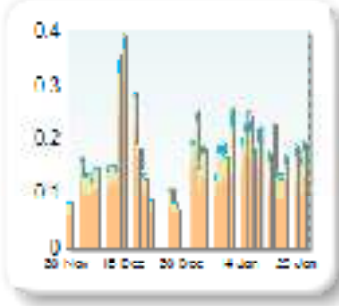


Best Price % measures how often each venue posts an absolute best price (no ties) for stocks. The result is averaged over the stocks in the index and is based on measurements of the order book every 5 seconds.

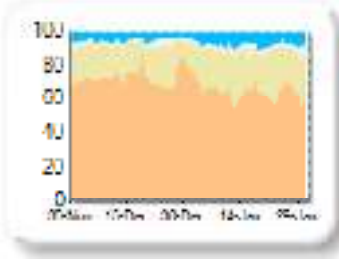
### Market Share

Rank	Venue	Market Share	Change
1	XMAD	64.87%	-9.03
2	CEUX	24.01%	+5.43
3	AQEU	7.11%	+2.21
4	TQEX	3.91%	+1.35
5	TRQX	0.05%	+0.02
6	BATE	0.05%	+0.03
7	CHIX	0.00%	0.00

Volume Trend



Market Share Trend




Market share is based on on-book value traded during continuous trading. The share is calculated by averaging over all stocks in the index. The current value shown is for last week and the change is relative to the previous week.

### Spreads

At touch

Rank	Venue	Spread (bps)	Change
1	CEUX	9.14	+0.17
2	XMAD	9.26	+0.49
3	AQEU	10.12	-0.11
4	TQEX	33.89	+3.23

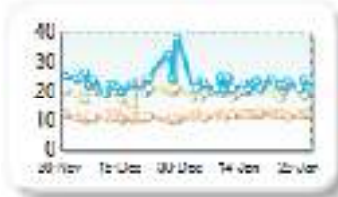
Monthly Spread Trend



25k EUR deal

Rank	Venue	Spread (bps)	Change
1	XMAD	11.93	+0.75
2	CEUX	20.26	-0.01
3	AQEU	22.51	-1.70
4	TQEX	71.16	-7.34

Monthly Spread Trend




Spreads measure the bid to offer spread of the best visible orders in the book. The result is averaged over the stocks in the index and is based on measurements of the order books every 30 seconds. The value for the spread is quoted in basis points (0.01%).

### Book Depths

10BPS Depth (top of book)

Rank	Venue	Depth (1K EUR)	Change
1	XMAD	125.7	-21.9
2	CEUX	33.4	-0.6
3	AQEU	27.9	-0.6
4	TQEX	2.4	-0.2

Monthly Depth Trend



50BPS Depth (deeper into book)

Rank	Venue	Depth (1K EUR)	Change
1	XMAD	1,260.4	-146.5
2	CEUX	184.4	+2.5
3	AQEU	148.1	+2.6
4	TQEX	29.9	-0.9

Monthly Depth Trend




Market depth measures the amount of visible liquidity (bids and offers) in the order book within 10 or 50 BPS of mid price. The result is averaged over the stocks in the index and is based on measurements of the order book every 30 seconds. This is quoted in '000s of EUR.

### Best Prices

At touch

Rank	Venue	Best Price (%)	Change
1	XMAD	4.45	-1.46
2	CEUX	4.06	-0.52
3	AQEU	1.25	-0.37
4	TQEX	0.43	-0.40
5	CHIX	0.00	+0.00
6	TRQX	0.00	+0.00
7	BATE	0.00	+0.00
8	AQXE	0.00	+0.00


Best Prices Trend



25k EUR deal

Rank	Venue	Best Price (%)	Change
1	XMAD	87.51	-2.84
2	CEUX	7.92	+2.11
3	AQEU	3.00	+0.92
4	TQEX	0.04	+0.03
5	CHIX	0.00	+0.00
6	TRQX	0.00	+0.00
7	BATE	0.00	+0.00
8	AQXE	0.00	+0.00

Best Prices Trend



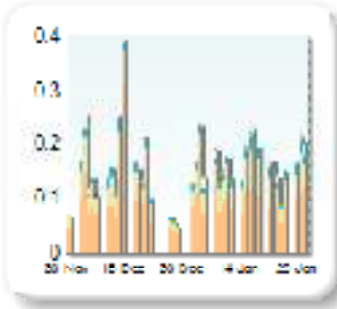
Best Price % measures how often each venue posts an absolute best price (no ties) for stocks. The result is averaged over the stocks in the index and is based on measurements of the order book every 5 seconds.

# CORP ACCIONA ENERGIAS RENOVABLES SA

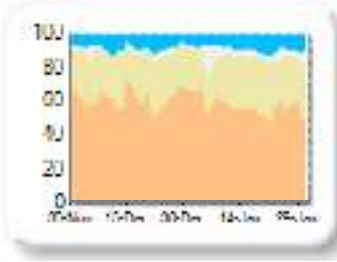
## Market Share

Rank	Venue	Market Share	Change
1	XMAD	57.66%	-4.16
2	CEUX	28.24%	+1.06
3	AQEU	8.82%	+0.71
4	TQEX	4.99%	+2.26
5	BATE	0.21%	+0.13
6	TRQX	0.07%	+0.04
7	CHIX	0.00%	-0.02

Volume Trend



Market Share Trend




## Spreads

At touch

Rank	Venue	Spread (bps)	Change
1	CEUX	14.75	+1.47
2	XMAD	15.12	+1.47
3	AQEU	16.04	+1.37
4	TQEX	33.83	+1.68

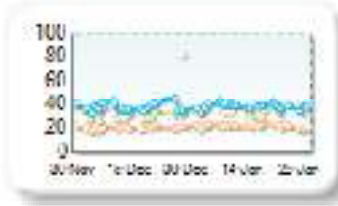
Monthly Spread Trend



25k EUR deal

Rank	Venue	Spread (bps)	Change
1	XMAD	21.04	+1.22
2	CEUX	34.79	+3.91
3	AQEU	37.92	+0.97

Monthly Spread Trend

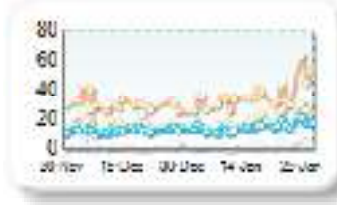


## Book Depths

10BPS Depth (top of book)

Rank	Venue	Depth (1K EUR)	Change
1	XMAD	35.5	+5.3
2	CEUX	18.2	+1.0
3	AQEU	14.3	+2.1
4	TQEX	2.1	+0.6
5	BATE	1.3	0.0

Monthly Depth Trend



50BPS Depth (deeper into book)

Rank	Venue	Depth (1K EUR)	Change
1	XMAD	648.9	-150.1
2	CEUX	122.9	+0.1
3	AQEU	99.3	-3.4
4	TQEX	27.6	-1.2
5	BATE	2.3	-1.2

Monthly Depth Trend




## Best Prices

At touch

Rank	Venue	Best Price (%)	Change
1	XMAD	2.56	+0.26
2	CEUX	2.25	-0.27
3	AQEU	0.30	-0.21
4	BATE	0.13	+0.03
5	TQEX	0.09	+0.01
6	CHIX	0.00	+0.00
7	TRQX	0.00	+0.00
8	AQXE	0.00	+0.00


Best Prices Trend



25k EUR deal

Rank	Venue	Best Price (%)	Change
1	XMAD	81.88	+5.46
2	CEUX	10.59	-5.20
3	AQEU	3.83	-0.55
4	TQEX	0.20	+0.20
5	CHIX	0.00	+0.00
6	TRQX	0.00	+0.00
7	BATE	0.00	+0.00
8	AQXE	0.00	+0.00

Best Prices Trend



Market share is based on on-book value traded during continuous trading. The share is calculated by averaging over all stocks in the index. The current value shown is for last week and the change is relative to the previous week.

Spreads measure the bid to offer spread of the best visible orders in the book. The result is averaged over the stocks in the index and is based on measurements of the order books every 30 seconds. The value for the spread is quoted in basis points (0.01%).

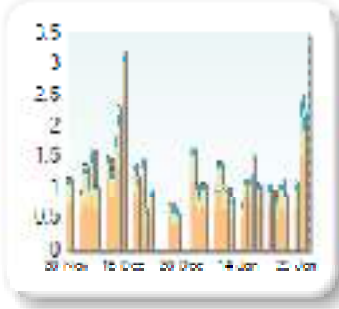
Market depth measures the amount of visible liquidity (bids and offers) in the order book within 10 or 50 BPS of mid price. The result is averaged over the stocks in the index and is based on measurements of the order book every 30 seconds. This is quoted in '000s of EUR.

Best Price % measures how often each venue posts an absolute best price (no ties) for stocks. The result is averaged over the stocks in the index and is based on measurements of the order book every 5 seconds.

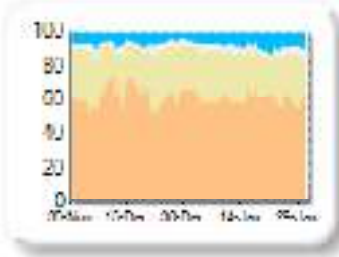
### Market Share

Rank	Venue	Market Share	Change
1	XMAD	61.54%	-1.82
2	CEUX	25.78%	+0.11
3	AQEU	7.90%	+1.20
4	TQEX	4.38%	+0.59
5	BATE	0.28%	+0.07
6	TRQX	0.11%	+0.01
7	CHIX	0.01%	-0.15
8	AQXE	0.00%	-0.01

Volume Trend



Market Share Trend



Market share is based on on-book value traded during continuous trading. The share is calculated by averaging over all stocks in the index. The current value shown is for last week and the change is relative to the previous week.

### Spreads

At touch

Rank	Venue	Spread (bps)	Change
1	CEUX	4.12	+0.32
2	XMAD	4.23	+0.18
3	AQEU	4.56	+0.23
4	TQEX	5.25	+0.42
5	BATE	94.64	+18.28


Monthly Spread Trend



25k EUR deal

Rank	Venue	Spread (bps)	Change
1	XMAD	5.14	+0.21
2	CEUX	5.56	+0.51
3	AQEU	5.85	+0.21
4	TQEX	15.26	-1.36

Monthly Spread Trend



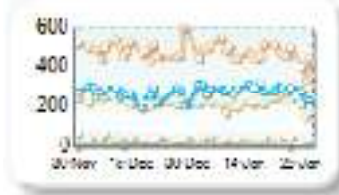
Spreads measure the bid to offer spread of the best visible orders in the book. The result is averaged over the stocks in the index and is based on measurements of the order books every 30 seconds. The value for the spread is quoted in basis points (0.01%).

### Book Depths

10BPS Depth (top of book)

Rank	Venue	Depth (1K EUR)	Change
1	XMAD	465.1	-22.7
2	AQEU	282.1	+18.6
3	CEUX	214.7	-11.4
4	TQEX	44.7	-1.1
5	BATE	1.2	-1.7

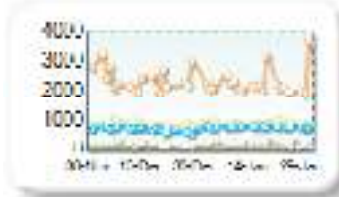
Monthly Depth Trend



50BPS Depth (deeper into book)

Rank	Venue	Depth (1K EUR)	Change
1	XMAD	2,219.9	-122.3
2	CEUX	863.8	+14.5
3	AQEU	739.6	+75.6
4	TQEX	295.3	+58.5
5	BATE	14.1	-3.5

Monthly Depth Trend




Market depth measures the amount of visible liquidity (bids and offers) in the order book within 10 or 50 BPS of mid price. The result is averaged over the stocks in the index and is based on measurements of the order book every 30 seconds. This is quoted in '000s of EUR.

### Best Prices

At touch

Rank	Venue	Best Price (%)	Change
1	CEUX	3.60	-0.10
2	XMAD	3.50	+1.28
3	AQEU	0.93	+0.48
4	TQEX	0.74	+0.00
5	BATE	0.16	-0.06
6	CHIX	0.00	+0.00
7	TRQX	0.00	+0.00
8	AQXE	0.00	+0.00


Best Prices Trend



25k EUR deal

Rank	Venue	Best Price (%)	Change
1	XMAD	27.72	+3.79
2	CEUX	19.94	-1.73
3	AQEU	8.87	+1.99
4	TQEX	0.41	-0.14
5	CHIX	0.00	+0.00
6	TRQX	0.00	+0.00
7	BATE	0.00	+0.00
8	AQXE	0.00	+0.00

Best Prices Trend



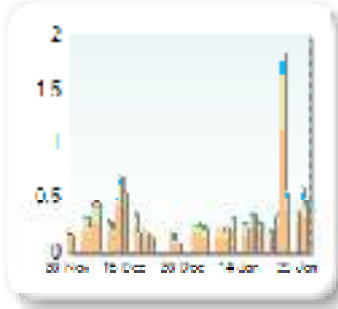
Best Price % measures how often each venue posts an absolute best price (no ties) for stocks. The result is averaged over the stocks in the index and is based on measurements of the order book every 5 seconds.



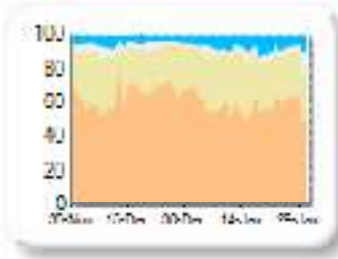
### Market Share

Rank	Venue	Market Share	Change
1	XMAD	<b>58.91%</b>	-5.54
2	CEUX	<b>28.56%</b>	+2.58
3	AQEU	<b>7.70%</b>	+2.70
4	TQEX	<b>4.29%</b>	+0.05
5	BATE	<b>0.37%</b>	+0.25
6	TRQX	<b>0.19%</b>	+0.02

Volume Trend



Market Share Trend




Market share is based on on-book value traded during continuous trading. The share is calculated by averaging over all stocks in the index. The current value shown is for last week and the change is relative to the previous week.

### Spreads

At touch

Rank	Venue	Spread (bps)	Change
1	CEUX	<b>6.34</b>	-0.10
2	XMAD	<b>6.57</b>	+0.05
3	AQEU	<b>7.47</b>	-0.08
4	TQEX	<b>19.31</b>	-0.96
5	BATE	<b>280.81</b>	n/a


Monthly Spread Trend



25k EUR deal

Rank	Venue	Spread (bps)	Change
1	XMAD	<b>9.44</b>	+0.08
2	CEUX	<b>15.07</b>	-0.40
3	AQEU	<b>16.60</b>	-3.53
4	TQEX	<b>68.09</b>	+5.90
5	BATE	<b>281.18</b>	n/a

Monthly Spread Trend




Spreads measure the bid to offer spread of the best visible orders in the book. The result is averaged over the stocks in the index and is based on measurements of the order books every 30 seconds. The value for the spread is quoted in basis points (0.01%).

### Book Depths

10BPS Depth (top of book)

Rank	Venue	Depth (1K EUR)	Change
1	XMAD	<b>170.5</b>	+2.7
2	CEUX	<b>47.2</b>	+2.8
3	AQEU	<b>41.6</b>	+10.0
4	TQEX	<b>4.9</b>	+0.3
5	BATE	<b>0.0</b>	-0.7

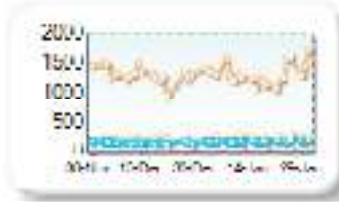
Monthly Depth Trend



50BPS Depth (deeper into book)

Rank	Venue	Depth (1K EUR)	Change
1	XMAD	<b>1,310.8</b>	+18.6
2	CEUX	<b>235.7</b>	+22.4
3	AQEU	<b>176.0</b>	+26.8
4	TQEX	<b>55.4</b>	+3.7
5	BATE	<b>1.3</b>	-3.0

Monthly Depth Trend



Market depth measures the amount of visible liquidity (bids and offers) in the order book within 10 or 50 BPS of mid price. The result is averaged over the stocks in the index and is based on measurements of the order book every 30 seconds. This is quoted in '000s of EUR.

### Best Prices

At touch

Rank	Venue	Best Price (%)	Change
1	CEUX	<b>4.89</b>	+0.26
2	XMAD	<b>4.44</b>	-0.28
3	AQEU	<b>0.54</b>	+0.18
4	TQEX	<b>0.35</b>	-0.06
5	BATE	<b>0.00</b>	+0.01
6	CHIX	<b>0.00</b>	+0.00
7	TRQX	<b>0.00</b>	+0.00


Best Prices Trend



25k EUR deal

Rank	Venue	Best Price (%)	Change
1	XMAD	<b>81.74</b>	-4.29
2	CEUX	<b>13.32</b>	+1.76
3	AQEU	<b>2.95</b>	+1.98
4	TQEX	<b>0.05</b>	-0.02
5	CHIX	<b>0.00</b>	+0.00
6	TRQX	<b>0.00</b>	+0.00
7	BATE	<b>0.00</b>	+0.00

Best Prices Trend

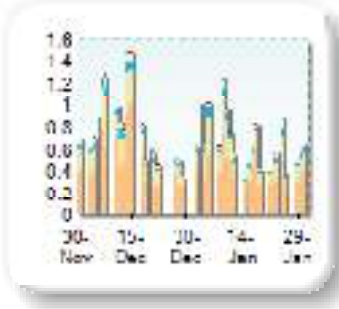


Best Price % measures how often each venue posts an absolute best price (no ties) for stocks. The result is averaged over the stocks in the index and is based on measurements of the order book every 5 seconds.

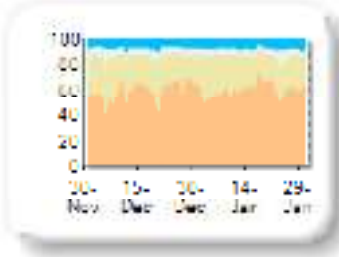
### Market Share

Rank	Venue	Market Share	Change
1	XMAD	59.31%	+1.27
2	CEUX	27.54%	-0.92
3	AQEU	7.18%	+0.44
4	TQEX	5.49%	-0.84
5	BATE	0.36%	+0.19
6	TRQX	0.12%	-0.02
7	CHIX	0.01%	-0.12
8	AQXE	0.00%	0.00

Volume Trend



Market Share Trend



Market share is based on on-book value traded during continuous trading. The share is calculated by averaging over all stocks in the index. The current value shown is for last week and the change is relative to the previous week.

### Spreads

At touch

Rank	Venue	Spread (bps)	Change
1	XMAD	4.57	+0.17
2	CEUX	4.58	+0.19
3	AQEU	5.38	+0.36
4	TQEX	6.27	+0.24
5	BATE	67.96	-80.53

Monthly Spread Trend



25k EUR deal

Rank	Venue	Spread (bps)	Change
1	XMAD	6.24	+0.27
2	CEUX	8.01	+0.39
3	AQEU	8.82	-0.21
4	TQEX	36.23	+3.59

Monthly Spread Trend




Spreads measure the bid to offer spread of the best visible orders in the book. The result is averaged over the stocks in the index and is based on measurements of the order books every 30 seconds. The value for the spread is quoted in basis points (0.01%).

### Book Depths

10BPS Depth (top of book)

Rank	Venue	Depth (1K EUR)	Change
1	XMAD	328.9	-52.5
2	CEUX	101.9	-14.1
3	AQEU	98.5	-3.3
4	TQEX	21.9	-4.4
5	BATE	1.4	-0.1

Monthly Depth Trend



50BPS Depth (deeper into book)

Rank	Venue	Depth (1K EUR)	Change
1	XMAD	1,993.3	-63.2
2	CEUX	389.7	-13.5
3	AQEU	317.5	+5.9
4	TQEX	99.2	-9.6
5	BATE	14.5	-4.8

Monthly Depth Trend



Market depth measures the amount of visible liquidity (bids and offers) in the order book within 10 or 50 BPS of mid price. The result is averaged over the stocks in the index and is based on measurements of the order book every 30 seconds. This is quoted in '000s of EUR.

### Best Prices

At touch

Rank	Venue	Best Price (%)	Change
1	XMAD	5.07	+0.20
2	CEUX	3.09	+0.36
3	TQEX	0.72	+0.06
4	AQEU	0.56	-0.24
5	BATE	0.15	+0.05
6	CHIX	0.00	+0.00
7	TRQX	0.00	+0.00
8	AQXE	0.00	+0.00


Best Prices Trend



25k EUR deal

Rank	Venue	Best Price (%)	Change
1	XMAD	61.00	+3.03
2	CEUX	19.04	-1.04
3	AQEU	7.81	+0.93
4	TQEX	0.45	-0.33
5	CHIX	0.00	+0.00
6	TRQX	0.00	+0.00
7	BATE	0.00	+0.00
8	AQXE	0.00	+0.00

Best Prices Trend

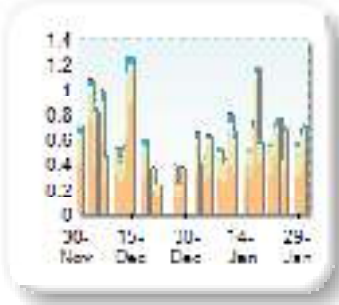


Best Price % measures how often each venue posts an absolute best price (no ties) for stocks. The result is averaged over the stocks in the index and is based on measurements of the order book every 5 seconds.

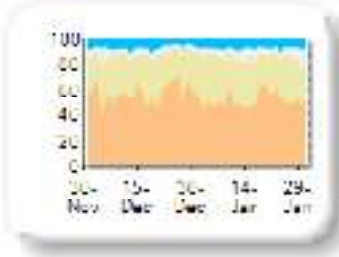
### Market Share

Rank	Venue	Market Share	Change
1	XMAD	53.02%	-2.97
2	CEUX	32.60%	+2.43
3	TQEX	7.31%	+1.03
4	AQEU	6.55%	-0.08
5	BATE	0.22%	-0.09
6	TRQX	0.18%	-0.21
7	CHIX	0.12%	-0.11
8	AQXE	0.00%	-0.01

Volume Trend



Market Share Trend



Market share is based on on-book value traded during continuous trading. The share is calculated by averaging over all stocks in the index. The current value shown is for last week and the change is relative to the previous week.

### Spreads

At touch

Rank	Venue	Spread (bps)	Change
1	CEUX	5.05	-0.39
2	XMAD	5.18	-0.48
3	AQEU	6.57	-0.14
4	TQEX	7.75	-0.70
5	BATE	63.91	n/a


Monthly Spread Trend



25k EUR deal

Rank	Venue	Spread (bps)	Change
1	XMAD	7.40	-0.39
2	CEUX	9.88	-0.82
3	AQEU	12.90	-1.15
4	TQEX	36.53	-3.33

Monthly Spread Trend




Spreads measure the bid to offer spread of the best visible orders in the book. The result is averaged over the stocks in the index and is based on measurements of the order books every 30 seconds. The value for the spread is quoted in basis points (0.01%).

### Book Depths

10BPS Depth (top of book)

Rank	Venue	Depth (1K EUR)	Change
1	XMAD	254.5	+5.3
2	CEUX	81.0	+2.0
3	AQEU	57.1	-1.3
4	TQEX	21.9	-1.3
5	BATE	1.0	+0.1

Monthly Depth Trend



50BPS Depth (deeper into book)

Rank	Venue	Depth (1K EUR)	Change
1	XMAD	1,480.2	-34.0
2	CEUX	325.9	-7.0
3	AQEU	255.2	+5.5
4	TQEX	101.2	-7.1
5	BATE	14.9	+4.2

Monthly Depth Trend



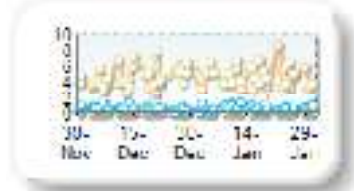
Market depth measures the amount of visible liquidity (bids and offers) in the order book within 10 or 50 BPS of mid price. The result is averaged over the stocks in the index and is based on measurements of the order book every 30 seconds. This is quoted in '000s of EUR.

### Best Prices

At touch

Rank	Venue	Best Price (%)	Change
1	XMAD	4.72	+0.65
2	CEUX	4.57	+0.04
3	AQEU	0.53	+0.06
4	TQEX	0.52	-0.09
5	BATE	0.22	+0.13
6	CHIX	0.00	+0.00
7	TRQX	0.00	+0.00
8	AQXE	0.00	+0.00

Best Prices Trend



25k EUR deal

Rank	Venue	Best Price (%)	Change
1	XMAD	72.86	-1.97
2	CEUX	19.79	+2.32
3	AQEU	2.49	-0.68
4	TQEX	0.28	-0.19
5	CHIX	0.00	+0.00
6	TRQX	0.00	+0.00
7	BATE	0.00	+0.00
8	AQXE	0.00	+0.00

Best Prices Trend

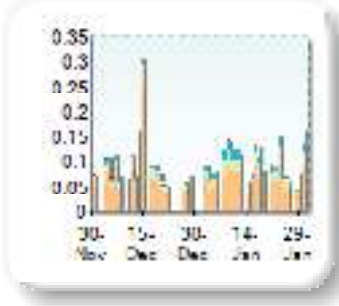


Best Price % measures how often each venue posts an absolute best price (no ties) for stocks. The result is averaged over the stocks in the index and is based on measurements of the order book every 5 seconds.

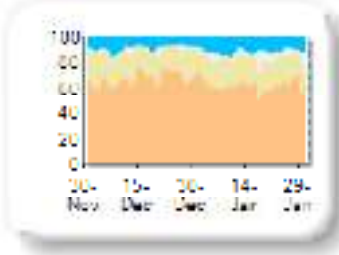
### Market Share

Rank	Venue	Market Share	Change
1	XMAD	62.11%	-6.23
2	CEUX	21.09%	+0.24
3	AQEU	11.08%	+3.38
4	TQEX	5.60%	+2.55
5	TRQX	0.06%	+0.05
6	BATE	0.05%	+0.03
7	CHIX	0.01%	-0.04
8	AQXE	0.00%	+0.00

Volume Trend



Market Share Trend



Market share is based on on-book value traded during continuous trading. The share is calculated by averaging over all stocks in the index. The current value shown is for last week and the change is relative to the previous week.

### Spreads

At touch

Rank	Venue	Spread (bps)	Change
1	XMAD	14.65	-0.03
2	AQEU	14.76	-0.21
3	CEUX	14.85	-0.10
4	TQEX	33.39	-8.14

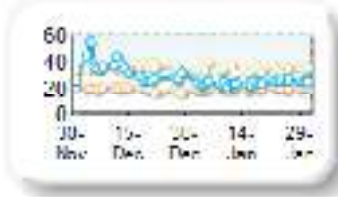
Monthly Spread Trend



25k EUR deal

Rank	Venue	Spread (bps)	Change
1	XMAD	18.68	+0.36
2	AQEU	23.40	-9.44
3	CEUX	33.78	-1.45

Monthly Spread Trend



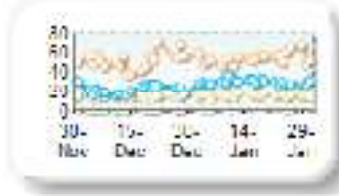
Spreads measure the bid to offer spread of the best visible orders in the book. The result is averaged over the stocks in the index and is based on measurements of the order books every 30 seconds. The value for the spread is quoted in basis points (0.01%).

### Book Depths

10BPS Depth (top of book)

Rank	Venue	Depth (1K EUR)	Change
1	XMAD	54.1	+2.6
2	AQEU	29.5	+8.2
3	CEUX	15.4	+1.3
4	TQEX	2.3	+1.3

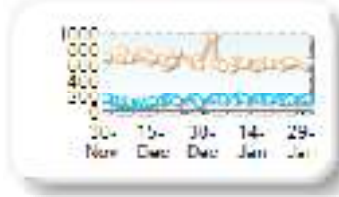
Monthly Depth Trend



50BPS Depth (deeper into book)

Rank	Venue	Depth (1K EUR)	Change
1	XMAD	632.5	-55.8
2	AQEU	152.8	+26.2
3	CEUX	108.2	0.0
4	BATE	23.6	+0.6
5	TQEX	22.1	+2.2

Monthly Depth Trend




Market depth measures the amount of visible liquidity (bids and offers) in the order book within 10 or 50 BPS of mid price. The result is averaged over the stocks in the index and is based on measurements of the order book every 30 seconds. This is quoted in '000s of EUR.

### Best Prices

At touch

Rank	Venue	Best Price (%)	Change
1	XMAD	1.92	+0.68
2	CEUX	1.40	+0.69
3	AQEU	0.98	+0.14
4	TQEX	0.35	+0.32
5	CHIX	0.00	+0.00
6	TRQX	0.00	+0.00
7	BATE	0.00	+0.00
8	AQXE	0.00	+0.00

Best Prices Trend



25k EUR deal

Rank	Venue	Best Price (%)	Change
1	XMAD	72.60	-10.95
2	AQEU	19.13	+9.08
3	CEUX	1.77	-0.35
4	TQEX	0.02	+0.00
5	CHIX	0.00	+0.00
6	TRQX	0.00	+0.00
7	BATE	0.00	+0.00
8	AQXE	0.00	+0.00

Best Prices Trend

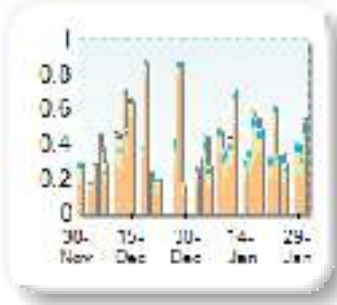


Best Price % measures how often each venue posts an absolute best price (no ties) for stocks. The result is averaged over the stocks in the index and is based on measurements of the order book every 5 seconds.

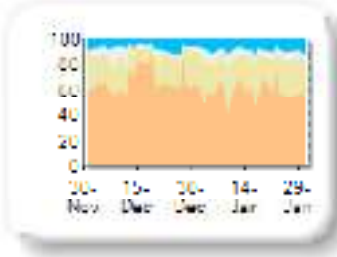
### Market Share

Rank	Venue	Market Share	Change
1	XMAD	60.03%	-12.87
2	CEUX	25.85%	+8.77
3	AQEU	8.05%	+3.11
4	TQEX	5.80%	+1.09
5	BATE	0.19%	+0.10
6	TRQX	0.05%	-0.13
7	CHIX	0.01%	-0.07
8	AQXE	0.00%	+0.00

Volume Trend



Market Share Trend



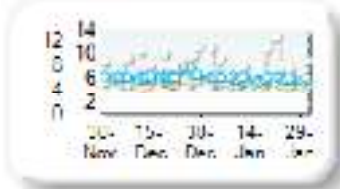
Market share is based on on-book value traded during continuous trading. The share is calculated by averaging over all stocks in the index. The current value shown is for last week and the change is relative to the previous week.

### Spreads

At touch

Rank	Venue	Spread (bps)	Change
1	CEUX	5.14	-0.24
2	XMAD	5.46	-0.05
3	AQEU	5.98	-0.35
4	TQEX	8.16	-0.62
5	BATE	96.07	n/a


Monthly Spread Trend



25k EUR deal

Rank	Venue	Spread (bps)	Change
1	XMAD	7.44	-0.29
2	CEUX	11.99	-1.19
3	AQEU	14.96	-1.51
4	TQEX	54.01	-4.33

Monthly Spread Trend




Spreads measure the bid to offer spread of the best visible orders in the book. The result is averaged over the stocks in the index and is based on measurements of the order books every 30 seconds. The value for the spread is quoted in basis points (0.01%).

### Book Depths

10BPS Depth (top of book)

Rank	Venue	Depth (1K EUR)	Change
1	XMAD	222.9	+21.1
2	CEUX	57.2	+6.7
3	AQEU	44.6	+4.2
4	TQEX	15.3	+2.2
5	BATE	1.2	+0.2

Monthly Depth Trend



50BPS Depth (deeper into book)

Rank	Venue	Depth (1K EUR)	Change
1	XMAD	1,271.1	-1.1
2	CEUX	243.8	+7.2
3	AQEU	190.4	+9.2
4	TQEX	73.0	+2.1
5	BATE	13.3	-3.2

Monthly Depth Trend



Market depth measures the amount of visible liquidity (bids and offers) in the order book within 10 or 50 BPS of mid price. The result is averaged over the stocks in the index and is based on measurements of the order book every 30 seconds. This is quoted in '000s of EUR.

### Best Prices

At touch

Rank	Venue	Best Price (%)	Change
1	CEUX	4.36	-1.48
2	XMAD	3.62	-1.74
3	TQEX	0.64	+0.08
4	AQEU	0.54	-0.08
5	BATE	0.12	-0.03
6	CHIX	0.00	+0.00
7	TRQX	0.00	+0.00
8	AQXE	0.00	+0.00


Best Prices Trend



25k EUR deal

Rank	Venue	Best Price (%)	Change
1	XMAD	83.98	-4.07
2	CEUX	11.63	+2.17
3	AQEU	1.97	+0.36
4	TQEX	0.23	+0.11
5	CHIX	0.00	+0.00
6	TRQX	0.00	+0.00
7	BATE	0.00	+0.00
8	AQXE	0.00	+0.00

Best Prices Trend

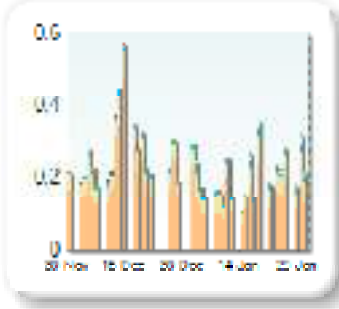


Best Price % measures how often each venue posts an absolute best price (no ties) for stocks. The result is averaged over the stocks in the index and is based on measurements of the order book every 5 seconds.

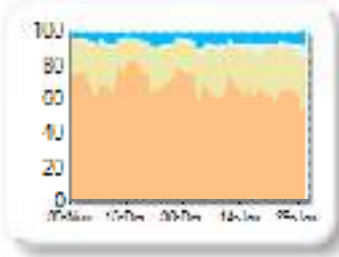
### Market Share

Rank	Venue	Market Share	Change
1	XMAD	64.50%	-10.84
2	CEUX	24.80%	+6.62
3	AQEU	6.44%	+2.05
4	TQEX	3.67%	+1.80
5	TRQX	0.33%	+0.26
6	BATE	0.27%	+0.17
7	AQXE	0.00%	+0.00
8	CHIX	0.00%	-0.07

Volume Trend



Market Share Trend



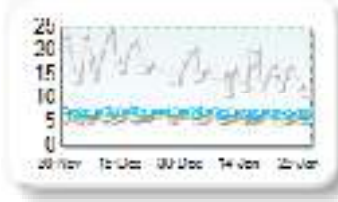
Market share is based on on-book value traded during continuous trading. The share is calculated by averaging over all stocks in the index. The current value shown is for last week and the change is relative to the previous week.

### Spreads

At touch

Rank	Venue	Spread (bps)	Change
1	CEUX	5.67	-0.17
2	XMAD	5.88	-0.10
3	AQEU	6.64	-0.27
4	TQEX	15.20	-4.50
5	BATE	72.56	n/a

Monthly Spread Trend



25k EUR deal

Rank	Venue	Spread (bps)	Change
1	XMAD	8.30	-0.05
2	AQEU	12.77	-2.48
3	CEUX	14.70	-0.31
4	TQEX	64.48	-1.65

Monthly Spread Trend



Spreads measure the bid to offer spread of the best visible orders in the book. The result is averaged over the stocks in the index and is based on measurements of the order books every 30 seconds. The value for the spread is quoted in basis points (0.01%).

### Book Depths

10BPS Depth (top of book)

Rank	Venue	Depth (1K EUR)	Change
1	XMAD	226.5	-9.4
2	AQEU	61.8	+14.6
3	CEUX	48.0	0.0
4	TQEX	6.7	+1.8
5	BATE	1.2	+0.1

Monthly Depth Trend



50BPS Depth (deeper into book)

Rank	Venue	Depth (1K EUR)	Change
1	XMAD	1,420.1	-215.6
2	CEUX	218.6	-3.0
3	AQEU	210.8	+25.7
4	TQEX	59.6	+0.2
5	BATE	9.0	-5.0

Monthly Depth Trend



Market depth measures the amount of visible liquidity (bids and offers) in the order book within 10 or 50 BPS of mid price. The result is averaged over the stocks in the index and is based on measurements of the order book every 30 seconds. This is quoted in '000s of EUR.

### Best Prices

At touch

Rank	Venue	Best Price (%)	Change
1	XMAD	3.91	-0.57
2	CEUX	3.71	-1.35
3	AQEU	0.44	-0.10
4	TQEX	0.36	+0.02
5	BATE	0.11	+0.10
6	CHIX	0.00	+0.00
7	TRQX	0.00	+0.00
8	AQXE	0.00	+0.00

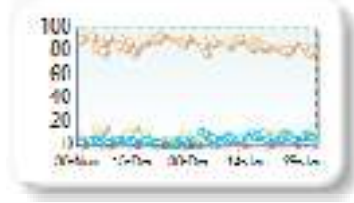
Best Prices Trend



25k EUR deal

Rank	Venue	Best Price (%)	Change
1	XMAD	83.98	-2.99
2	CEUX	7.00	-1.36
3	AQEU	6.57	+3.71
4	TQEX	0.05	+0.02
5	CHIX	0.00	+0.00
6	TRQX	0.00	+0.00
7	BATE	0.00	+0.00
8	AQXE	0.00	+0.00

Best Prices Trend

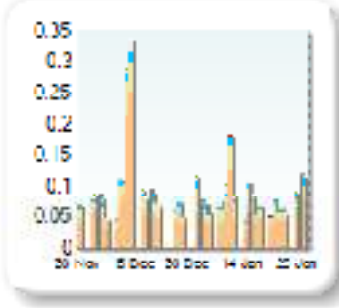


Best Price % measures how often each venue posts an absolute best price (no ties) for stocks. The result is averaged over the stocks in the index and is based on measurements of the order book every 5 seconds.

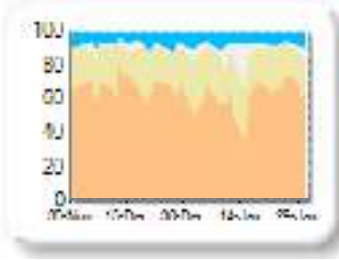
### Market Share

Rank	Venue	Market Share	Change
1	XMAD	62.24%	-6.85
2	CEUX	24.49%	+3.96
3	AQEU	7.70%	+1.04
4	TQEX	5.49%	+2.00
5	TRQX	0.06%	-0.04
6	BATE	0.02%	-0.10
7	CHIX	0.00%	+0.00

Volume Trend



Market Share Trend




Market share is based on on-book value traded during continuous trading. The share is calculated by averaging over all stocks in the index. The current value shown is for last week and the change is relative to the previous week.

### Spreads

At touch

Rank	Venue	Spread (bps)	Change
1	CEUX	12.37	+0.31
2	XMAD	12.57	+0.75
3	AQEU	13.79	+0.55
4	TQEX	32.25	-0.94

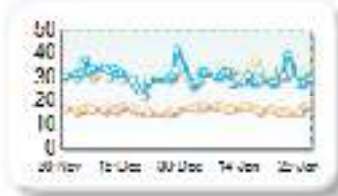
Monthly Spread Trend



25k EUR deal

Rank	Venue	Spread (bps)	Change
1	XMAD	16.57	+0.49
2	AQEU	30.16	-1.08
3	CEUX	31.91	+1.31

Monthly Spread Trend



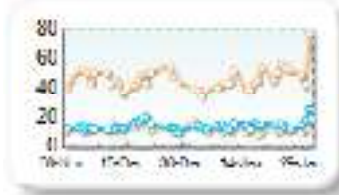
Spreads measure the bid to offer spread of the best visible orders in the book. The result is averaged over the stocks in the index and is based on measurements of the order books every 30 seconds. The value for the spread is quoted in basis points (0.01%).

### Book Depths

10BPS Depth (top of book)

Rank	Venue	Depth (1K EUR)	Change
1	XMAD	45.6	-0.5
2	AQEU	14.4	+1.1
3	CEUX	12.0	-0.6
4	TQEX	1.6	+0.0

Monthly Depth Trend



50BPS Depth (deeper into book)

Rank	Venue	Depth (1K EUR)	Change
1	XMAD	951.4	-30.7
2	CEUX	120.6	-4.7
3	AQEU	108.1	+8.5
4	TQEX	28.4	-2.2

Monthly Depth Trend




Market depth measures the amount of visible liquidity (bids and offers) in the order book within 10 or 50 BPS of mid price. The result is averaged over the stocks in the index and is based on measurements of the order book every 30 seconds. This is quoted in '000s of EUR.

### Best Prices

At touch

Rank	Venue	Best Price (%)	Change
1	XMAD	5.26	-2.13
2	CEUX	4.78	+0.96
3	AQEU	1.05	+0.10
4	TQEX	0.42	+0.20
5	BATE	0.01	+0.00
6	CHIX	0.00	+0.00
7	TRQX	0.00	+0.00
8	AQXE	0.00	+0.00


Best Prices Trend



25k EUR deal

Rank	Venue	Best Price (%)	Change
1	XMAD	94.11	+0.92
2	CEUX	2.98	-0.53
3	AQEU	2.18	-0.40
4	TQEX	0.04	+0.03
5	CHIX	0.00	+0.00
6	TRQX	0.00	+0.00
7	BATE	0.00	+0.00
8	AQXE	0.00	+0.00

Best Prices Trend

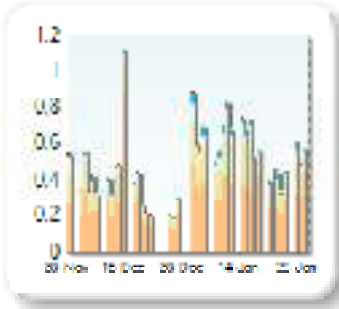


Best Price % measures how often each venue posts an absolute best price (no ties) for stocks. The result is averaged over the stocks in the index and is based on measurements of the order book every 5 seconds.

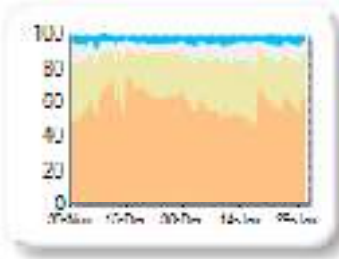
### Market Share

Rank	Venue	Market Share	Change
1	XMAD	<b>56.03%</b>	-7.85
2	CEUX	<b>28.88%</b>	+4.89
3	TQEX	<b>9.40%</b>	+2.29
4	AQEU	<b>5.09%</b>	+0.81
5	BATE	<b>0.28%</b>	+0.17
6	ENXT	<b>0.20%</b>	-0.23
7	TRQX	<b>0.12%</b>	-0.01
8	CHIX	<b>0.01%</b>	-0.07
9	AQXE	<b>0.00%</b>	-0.01

Volume Trend



Market Share Trend



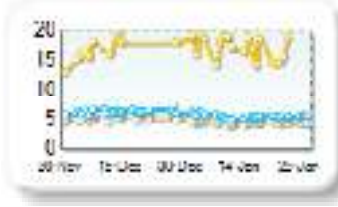
Market share is based on on-book value traded during continuous trading. The share is calculated by averaging over all stocks in the index. The current value shown is for last week and the change is relative to the previous week.

### Spreads

At touch

Rank	Venue	Spread (bps)	Change
1	CEUX	<b>4.35</b>	-0.69
2	XMAD	<b>4.70</b>	-0.69
3	TQEX	<b>4.97</b>	-0.73
4	AQEU	<b>5.37</b>	-0.73
5	ENXT	<b>17.33</b>	-1.12

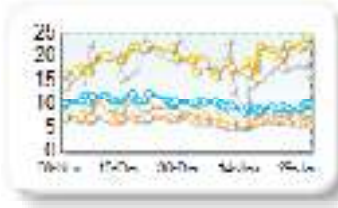
Monthly Spread Trend



25k EUR deal

Rank	Venue	Spread (bps)	Change
1	XMAD	<b>6.10</b>	-0.87
2	CEUX	<b>7.84</b>	-1.31
3	AQEU	<b>9.46</b>	-1.50
4	TQEX	<b>18.61</b>	-2.00
5	ENXT	<b>19.49</b>	-0.48

Monthly Spread Trend



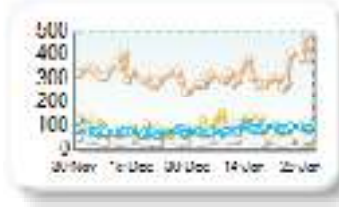
Spreads measure the bid to offer spread of the best visible orders in the book. The result is averaged over the stocks in the index and is based on measurements of the order books every 30 seconds. The value for the spread is quoted in basis points (0.01%).

### Book Depths

10BPS Depth (top of book)

Rank	Venue	Depth (1K EUR)	Change
1	XMAD	<b>319.8</b>	+3.1
2	CEUX	<b>98.1</b>	+5.6
3	AQEU	<b>83.0</b>	+9.7
4	ENXT	<b>72.8</b>	+10.7
5	TQEX	<b>38.3</b>	+4.5
6	BATE	<b>1.8</b>	-0.1

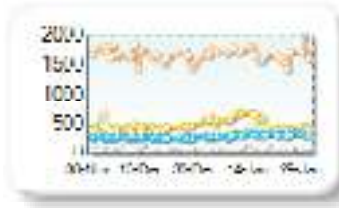
Monthly Depth Trend



50BPS Depth (deeper into book)

Rank	Venue	Depth (1K EUR)	Change
1	XMAD	<b>1,679.5</b>	+25.8
2	ENXT	<b>521.0</b>	+107.8
3	CEUX	<b>340.7</b>	+13.1
4	AQEU	<b>297.5</b>	+33.9
5	TQEX	<b>103.5</b>	-0.8
6	BATE	<b>9.3</b>	-2.2

Monthly Depth Trend




Market depth measures the amount of visible liquidity (bids and offers) in the order book within 10 or 50 BPS of mid price. The result is averaged over the stocks in the index and is based on measurements of the order book every 30 seconds. This is quoted in '000s of EUR.

### Best Prices

At touch

Rank	Venue	Best Price (%)	Change
1	TQEX	<b>9.83</b>	-0.57
2	CEUX	<b>3.27</b>	+0.07
3	XMAD	<b>2.51</b>	+1.04
4	AQEU	<b>0.63</b>	-0.16
5	BATE	<b>0.10</b>	+0.08
6	CHIX	<b>0.00</b>	+0.00
7	TRQX	<b>0.00</b>	+0.00
8	AQXE	<b>0.00</b>	+0.00

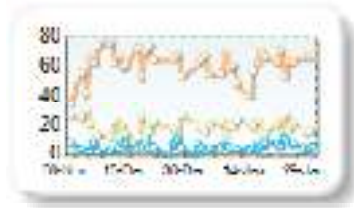
Best Prices Trend



25k EUR deal

Rank	Venue	Best Price (%)	Change
1	XMAD	<b>60.85</b>	-0.65
2	CEUX	<b>18.45</b>	+0.13
3	AQEU	<b>5.15</b>	+0.51
4	TQEX	<b>2.52</b>	-0.35
5	CHIX	<b>0.00</b>	+0.00
6	TRQX	<b>0.00</b>	+0.00
7	BATE	<b>0.00</b>	+0.00
8	AQXE	<b>0.00</b>	+0.00

Best Prices Trend



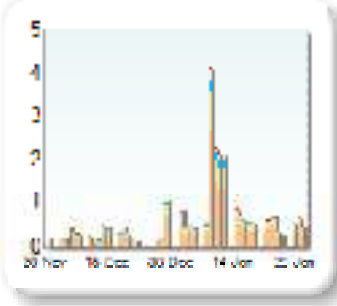
Best Price % measures how often each venue posts an absolute best price (no ties) for stocks. The result is averaged over the stocks in the index and is based on measurements of the order book every 5 seconds.



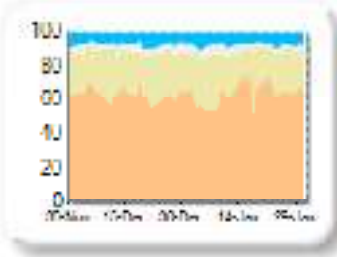
## Market Share

Rank	Venue	Market Share	Change
1	XMAD	<b>63.91%</b>	-1.09
2	CEUX	<b>23.23%</b>	-0.53
3	AQEU	<b>7.03%</b>	+0.85
4	TQEX	<b>5.50%</b>	+0.62
5	BATE	<b>0.20%</b>	+0.14
6	TRQX	<b>0.08%</b>	+0.03
7	CHIX	<b>0.04%</b>	-0.01
8	AQXE	<b>0.00%</b>	0.00

Volume Trend



Market Share Trend




Market share is based on on-book value traded during continuous trading. The share is calculated by averaging over all stocks in the index. The current value shown is for last week and the change is relative to the previous week.

## Spreads

At touch

Rank	Venue	Spread (bps)	Change
1	XMAD	<b>10.56</b>	+1.25
2	CEUX	<b>15.56</b>	+6.20
3	AQEU	<b>21.44</b>	+10.40
4	TQEX	<b>32.43</b>	+13.63


Monthly Spread Trend



25k EUR deal

Rank	Venue	Spread (bps)	Change
1	XMAD	<b>15.76</b>	+2.69
2	CEUX	<b>36.63</b>	+13.85
3	AQEU	<b>70.50</b>	+41.46
4	TQEX	<b>146.74</b>	+58.49

Monthly Spread Trend




Spreads measure the bid to offer spread of the best visible orders in the book. The result is averaged over the stocks in the index and is based on measurements of the order books every 30 seconds. The value for the spread is quoted in basis points (0.01%).

## Book Depths

10BPS Depth (top of book)

Rank	Venue	Depth (1K EUR)	Change
1	XMAD	<b>80.4</b>	-22.4
2	CEUX	<b>17.8</b>	-8.4
3	AQEU	<b>12.9</b>	-8.1
4	TQEX	<b>4.0</b>	-1.9


Monthly Depth Trend



50BPS Depth (deeper into book)

Rank	Venue	Depth (1K EUR)	Change
1	XMAD	<b>666.9</b>	-358.9
2	CEUX	<b>142.7</b>	-41.8
3	AQEU	<b>59.1</b>	-66.5
4	TQEX	<b>41.6</b>	-13.6

Monthly Depth Trend




Market depth measures the amount of visible liquidity (bids and offers) in the order book within 10 or 50 BPS of mid price. The result is averaged over the stocks in the index and is based on measurements of the order book every 30 seconds. This is quoted in '000s of EUR.

## Best Prices

At touch

Rank	Venue	Best Price (%)	Change
1	XMAD	<b>15.06</b>	+9.01
2	CEUX	<b>6.63</b>	+0.66
3	AQEU	<b>4.99</b>	+3.80
4	TQEX	<b>1.06</b>	+0.64
5	CHIX	<b>0.00</b>	+0.00
6	TRQX	<b>0.00</b>	+0.00
7	BATE	<b>0.00</b>	+0.00
8	AQXE	<b>0.00</b>	+0.00


Best Prices Trend



25k EUR deal

Rank	Venue	Best Price (%)	Change
1	XMAD	<b>93.00</b>	+2.83
2	CEUX	<b>5.25</b>	-2.22
3	AQEU	<b>1.03</b>	-0.56
4	TQEX	<b>0.13</b>	+0.04
5	CHIX	<b>0.00</b>	+0.00
6	TRQX	<b>0.00</b>	+0.00
7	BATE	<b>0.00</b>	+0.00
8	AQXE	<b>0.00</b>	+0.00

Best Prices Trend

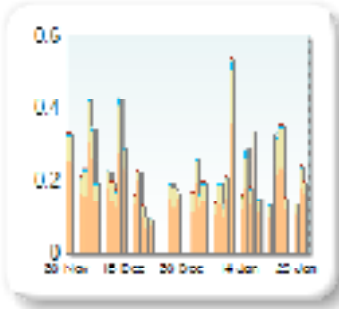


Best Price % measures how often each venue posts an absolute best price (no ties) for stocks. The result is averaged over the stocks in the index and is based on measurements of the order book every 5 seconds.

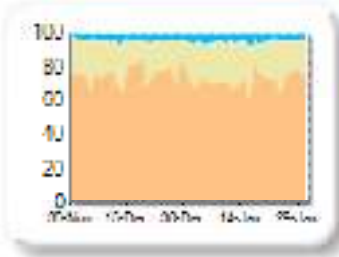
### Market Share

Rank	Venue	Market Share	Change
1	XMAD	71.51%	-2.65
2	CEUX	23.12%	+1.79
3	AQEU	3.81%	+0.52
4	TQEX	1.26%	+0.39
5	BATE	0.19%	-0.03
6	CHIX	0.08%	-0.02
7	TRQX	0.02%	0.00

Volume Trend



Market Share Trend



Market share is based on on-book value traded during continuous trading. The share is calculated by averaging over all stocks in the index. The current value shown is for last week and the change is relative to the previous week.

### Spreads

At touch

Rank	Venue	Spread (bps)	Change
1	XMAD	7.30	-0.02
2	CEUX	7.52	-0.30
3	AQEU	7.56	+0.02
4	TQEX	41.29	-10.37
5	BATE	76.79	-7.73
6	CHIX	89.91	+2.42

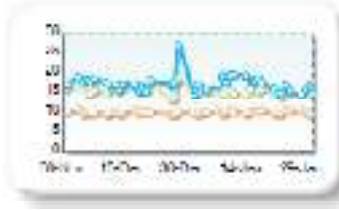
Monthly Spread Trend



25k EUR deal

Rank	Venue	Spread (bps)	Change
1	XMAD	9.81	+0.11
2	CEUX	14.99	-0.72
3	AQEU	16.73	-0.84
4	TQEX	58.31	-6.71

Monthly Spread Trend



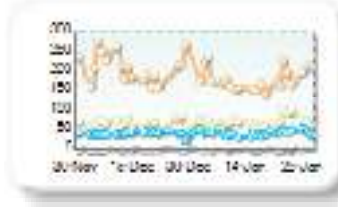
Spreads measure the bid to offer spread of the best visible orders in the book. The result is averaged over the stocks in the index and is based on measurements of the order books every 30 seconds. The value for the spread is quoted in basis points (0.01%).

### Book Depths

10BPS Depth (top of book)

Rank	Venue	Depth (1K EUR)	Change
1	XMAD	178.6	-29.6
2	CEUX	70.6	+4.8
3	AQEU	40.8	+1.0
4	TQEX	3.6	+1.9
5	BATE	1.0	-0.4
6	CHIX	0.8	+0.3

Monthly Depth Trend



50BPS Depth (deeper into book)

Rank	Venue	Depth (1K EUR)	Change
1	XMAD	1,192.8	-350.8
2	CEUX	293.7	+13.7
3	AQEU	161.2	+3.7
4	TQEX	114.8	+7.0
5	BATE	11.6	+1.4
6	CHIX	10.2	+1.0

Monthly Depth Trend




Market depth measures the amount of visible liquidity (bids and offers) in the order book within 10 or 50 BPS of mid price. The result is averaged over the stocks in the index and is based on measurements of the order book every 30 seconds. This is quoted in '000s of EUR.

### Best Prices

At touch

Rank	Venue	Best Price (%)	Change
1	XMAD	8.96	-0.75
2	AQEU	4.16	-1.65
3	CEUX	3.93	+0.25
4	BATE	0.55	+0.07
5	TQEX	0.21	-0.01
6	CHIX	0.08	+0.02
7	TRQX	0.00	+0.00

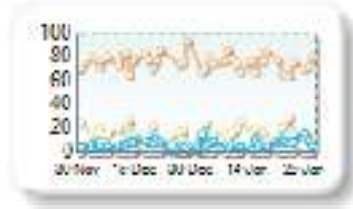
Best Prices Trend



25k EUR deal

Rank	Venue	Best Price (%)	Change
1	XMAD	73.94	-3.42
2	CEUX	16.09	+1.53
3	AQEU	6.82	+1.28
4	TQEX	0.14	+0.13
5	CHIX	0.00	+0.00
6	TRQX	0.00	+0.00
7	BATE	0.00	0.00

Best Prices Trend

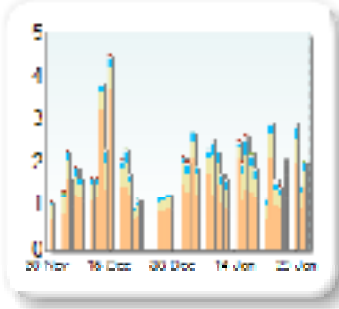


Best Price % measures how often each venue posts an absolute best price (no ties) for stocks. The result is averaged over the stocks in the index and is based on measurements of the order book every 5 seconds.

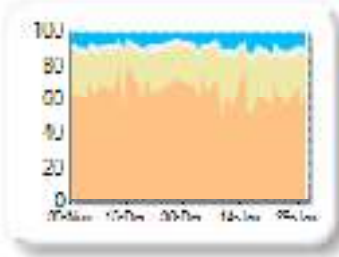
### Market Share

Rank	Venue	Market Share	Change
1	XMAD	<b>63.78%</b>	-6.78
2	CEUX	<b>23.33%</b>	+4.23
3	AQEU	<b>8.19%</b>	+1.97
4	TQEX	<b>4.40%</b>	+0.44
5	BATE	<b>0.19%</b>	+0.12
6	TRQX	<b>0.10%</b>	+0.06
7	CHIX	<b>0.01%</b>	-0.03
8	AQXE	<b>0.00%</b>	-0.01

Volume Trend



Market Share Trend



Market share is based on on-book value traded during continuous trading. The share is calculated by averaging over all stocks in the index. The current value shown is for last week and the change is relative to the previous week.

### Spreads

At touch

Rank	Venue	Spread (bps)	Change
1	CEUX	<b>5.61</b>	-0.17
2	XMAD	<b>5.67</b>	-0.22
3	AQEU	<b>5.79</b>	-0.15
4	TQEX	<b>6.26</b>	-0.23
5	BATE	<b>51.09</b>	+1.80

Monthly Spread Trend



25k EUR deal

Rank	Venue	Spread (bps)	Change
1	XMAD	<b>6.08</b>	-0.25
2	CEUX	<b>6.36</b>	-0.37
3	AQEU	<b>6.88</b>	-0.30
4	TQEX	<b>12.78</b>	-2.11

Monthly Spread Trend



Spreads measure the bid to offer spread of the best visible orders in the book. The result is averaged over the stocks in the index and is based on measurements of the order books every 30 seconds. The value for the spread is quoted in basis points (0.01%).

### Book Depths

10BPS Depth (top of book)

Rank	Venue	Depth (1K EUR)	Change
1	XMAD	<b>534.0</b>	+48.6
2	CEUX	<b>240.5</b>	+38.7
3	AQEU	<b>186.5</b>	+14.5
4	TQEX	<b>66.0</b>	+9.5
5	BATE	<b>5.5</b>	+1.8

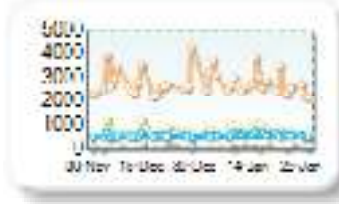
Monthly Depth Trend



50BPS Depth (deeper into book)

Rank	Venue	Depth (1K EUR)	Change
1	XMAD	<b>2,763.7</b>	-33.2
2	CEUX	<b>789.5</b>	+65.6
3	AQEU	<b>571.5</b>	+43.4
4	TQEX	<b>238.2</b>	+29.5
5	BATE	<b>20.5</b>	-0.9
6	CHIX	<b>10.7</b>	-1.7

Monthly Depth Trend



Market depth measures the amount of visible liquidity (bids and offers) in the order book within 10 or 50 BPS of mid price. The result is averaged over the stocks in the index and is based on measurements of the order book every 30 seconds. This is quoted in '000s of EUR.

### Best Prices

At touch

Rank	Venue	Best Price (%)	Change
1	XMAD	<b>0.81</b>	-0.02
2	CEUX	<b>0.57</b>	-0.11
3	TQEX	<b>0.29</b>	-0.16
4	AQEU	<b>0.27</b>	+0.00
5	BATE	<b>0.23</b>	+0.07
6	CHIX	<b>0.00</b>	+0.00
7	TRQX	<b>0.00</b>	+0.00
8	AQXE	<b>0.00</b>	+0.00


Best Prices Trend



25k EUR deal

Rank	Venue	Best Price (%)	Change
1	XMAD	<b>10.90</b>	-3.66
2	CEUX	<b>5.26</b>	-0.72
3	AQEU	<b>2.52</b>	-0.41
4	TQEX	<b>0.49</b>	-0.33
5	BATE	<b>0.00</b>	+0.00
6	CHIX	<b>0.00</b>	+0.00
7	TRQX	<b>0.00</b>	+0.00
8	AQXE	<b>0.00</b>	+0.00

Best Prices Trend

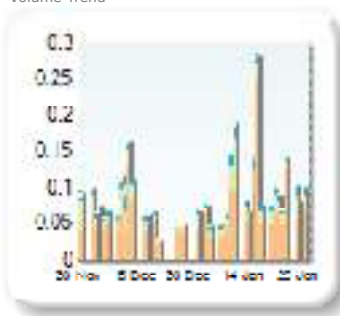


Best Price % measures how often each venue posts an absolute best price (no ties) for stocks. The result is averaged over the stocks in the index and is based on measurements of the order book every 5 seconds.

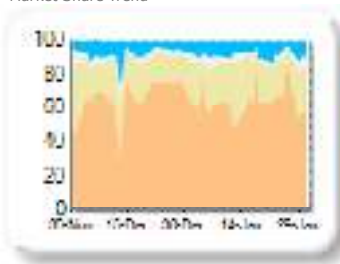
## Market Share

Rank	Venue	Market Share	Change
1	XMAD	<b>66.65%</b>	+1.69
2	CEUX	<b>22.19%</b>	+0.59
3	AQEU	<b>7.34%</b>	-0.82
4	TQEX	<b>3.78%</b>	-1.44
5	TRQX	<b>0.04%</b>	0.00
6	BATE	<b>0.01%</b>	-0.01
7	AQXE	<b>0.00%</b>	+0.00

Volume Trend



Market Share Trend



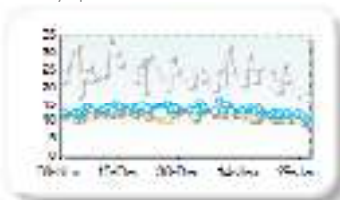
Market share is based on on-book value traded during continuous trading. The share is calculated by averaging over all stocks in the index. The current value shown is for last week and the change is relative to the previous week.

## Spreads

At touch

Rank	Venue	Spread (bps)	Change
1	XMAD	<b>11.62</b>	-0.61
2	CEUX	<b>11.87</b>	-1.10
3	AQEU	<b>13.13</b>	-0.51
4	TQEX	<b>23.47</b>	-2.25

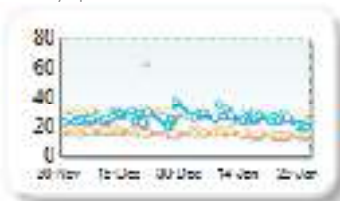
Monthly Spread Trend



25k EUR deal

Rank	Venue	Spread (bps)	Change
1	XMAD	<b>15.38</b>	-1.31
2	AQEU	<b>26.25</b>	+0.17
3	CEUX	<b>27.88</b>	-1.49
4	TQEX	<b>71.85</b>	-3.23

Monthly Spread Trend




Spreads measure the bid to offer spread of the best visible orders in the book. The result is averaged over the stocks in the index and is based on measurements of the order books every 30 seconds. The value for the spread is quoted in basis points (0.01%).

## Book Depths

10BPS Depth (top of book)

Rank	Venue	Depth (1K EUR)	Change
1	XMAD	<b>72.2</b>	+27.2
2	AQEU	<b>22.6</b>	+0.9
3	CEUX	<b>20.8</b>	+4.5
4	TQEX	<b>3.8</b>	+0.7

Monthly Depth Trend



50BPS Depth (deeper into book)

Rank	Venue	Depth (1K EUR)	Change
1	XMAD	<b>1,001.6</b>	+111.8
2	AQEU	<b>140.6</b>	-7.7
3	CEUX	<b>121.7</b>	-3.3
4	TQEX	<b>33.6</b>	-1.5

Monthly Depth Trend



Market depth measures the amount of visible liquidity (bids and offers) in the order book within 10 or 50 BPS of mid price. The result is averaged over the stocks in the index and is based on measurements of the order book every 30 seconds. This is quoted in '000s of EUR.

## Best Prices

At touch

Rank	Venue	Best Price (%)	Change
1	XMAD	<b>3.53</b>	-0.19
2	CEUX	<b>2.13</b>	+0.88
3	AQEU	<b>0.62</b>	-0.05
4	TQEX	<b>0.24</b>	-0.01
5	TRQX	<b>0.00</b>	+0.00
6	BATE	<b>0.00</b>	+0.00
7	AQXE	<b>0.00</b>	+0.00

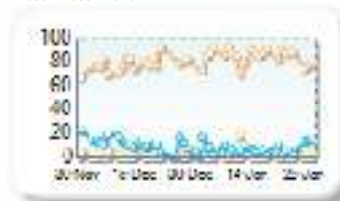
Best Prices Trend



25k EUR deal

Rank	Venue	Best Price (%)	Change
1	XMAD	<b>84.37</b>	+6.34
2	AQEU	<b>6.56</b>	-3.86
3	CEUX	<b>5.38</b>	+0.05
4	TQEX	<b>0.02</b>	-0.10
5	TRQX	<b>0.00</b>	+0.00
6	BATE	<b>0.00</b>	+0.00
7	AQXE	<b>0.00</b>	+0.00

Best Prices Trend

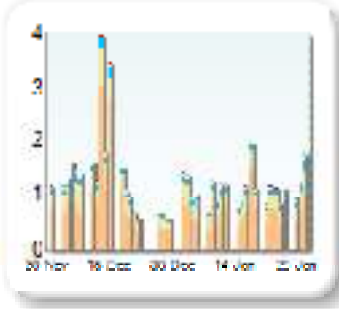


Best Price % measures how often each venue posts an absolute best price (no ties) for stocks. The result is averaged over the stocks in the index and is based on measurements of the order book every 5 seconds.

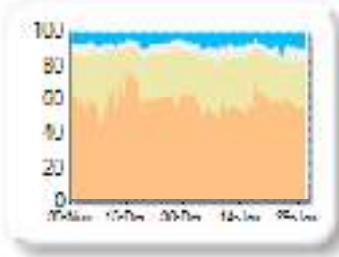
### Market Share

Rank	Venue	Market Share	Change
1	XMAD	<b>58.52%</b>	-5.54
2	CEUX	<b>27.21%</b>	+2.48
3	AQEU	<b>7.74%</b>	+1.61
4	TQEX	<b>6.10%</b>	+1.50
5	BATE	<b>0.31%</b>	+0.07
6	TRQX	<b>0.10%</b>	+0.00
7	CHIX	<b>0.02%</b>	-0.11
8	AQXE	<b>0.00%</b>	-0.01

Volume Trend



Market Share Trend



Market share is based on on-book value traded during continuous trading. The share is calculated by averaging over all stocks in the index. The current value shown is for last week and the change is relative to the previous week.

### Spreads

At touch

Rank	Venue	Spread (bps)	Change
1	CEUX	<b>4.24</b>	+0.05
2	XMAD	<b>4.46</b>	+0.12
3	AQEU	<b>4.98</b>	+0.05
4	TQEX	<b>5.42</b>	-0.14

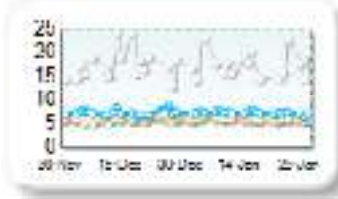
Monthly Spread Trend



25k EUR deal

Rank	Venue	Spread (bps)	Change
1	XMAD	<b>5.54</b>	+0.06
2	CEUX	<b>6.07</b>	+0.14
3	AQEU	<b>7.17</b>	+0.01
4	TQEX	<b>18.03</b>	-0.04

Monthly Spread Trend



Spreads measure the bid to offer spread of the best visible orders in the book. The result is averaged over the stocks in the index and is based on measurements of the order books every 30 seconds. The value for the spread is quoted in basis points (0.01%).

### Book Depths

10BPS Depth (top of book)

Rank	Venue	Depth (1K EUR)	Change
1	XMAD	<b>377.2</b>	-17.8
2	CEUX	<b>162.0</b>	-10.9
3	AQEU	<b>123.7</b>	-0.4
4	TQEX	<b>42.2</b>	-0.8
5	BATE	<b>2.1</b>	-1.3
6	CHIX	<b>0.1</b>	+0.0


Monthly Depth Trend



50BPS Depth (deeper into book)

Rank	Venue	Depth (1K EUR)	Change
1	XMAD	<b>1,811.8</b>	-152.7
2	CEUX	<b>603.3</b>	-8.3
3	AQEU	<b>440.1</b>	+11.8
4	TQEX	<b>157.9</b>	+7.5
5	CHIX	<b>31.6</b>	+1.7
6	BATE	<b>17.1</b>	-0.5

Monthly Depth Trend




Market depth measures the amount of visible liquidity (bids and offers) in the order book within 10 or 50 BPS of mid price. The result is averaged over the stocks in the index and is based on measurements of the order book every 30 seconds. This is quoted in '000s of EUR.

### Best Prices

At touch

Rank	Venue	Best Price (%)	Change
1	CEUX	<b>3.37</b>	-0.10
2	XMAD	<b>2.62</b>	-0.09
3	TQEX	<b>0.71</b>	+0.08
4	AQEU	<b>0.59</b>	+0.11
5	BATE	<b>0.44</b>	+0.27
6	CHIX	<b>0.00</b>	+0.00
7	TRQX	<b>0.00</b>	+0.00
8	AQXE	<b>0.00</b>	+0.00


Best Prices Trend



25k EUR deal

Rank	Venue	Best Price (%)	Change
1	XMAD	<b>41.05</b>	+3.40
2	CEUX	<b>21.56</b>	-1.36
3	AQEU	<b>5.91</b>	+0.56
4	TQEX	<b>0.92</b>	-0.05
5	CHIX	<b>0.00</b>	+0.00
6	TRQX	<b>0.00</b>	+0.00
7	BATE	<b>0.00</b>	+0.00
8	AQXE	<b>0.00</b>	+0.00

Best Prices Trend

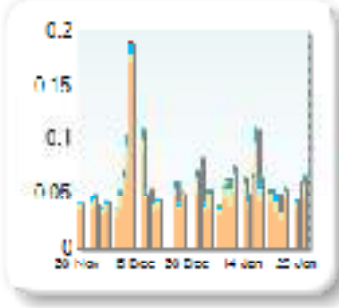


Best Price % measures how often each venue posts an absolute best price (no ties) for stocks. The result is averaged over the stocks in the index and is based on measurements of the order book every 5 seconds.

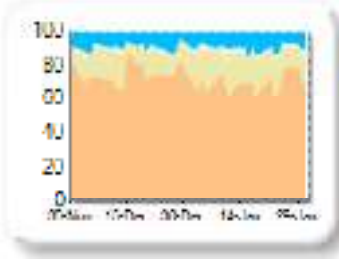
### Market Share

Rank	Venue	Market Share	Change
1	XMAD	<b>68.47%</b>	-7.56
2	CEUX	<b>19.00%</b>	+5.43
3	AQEU	<b>9.55%</b>	+1.16
4	TQEX	<b>2.76%</b>	+0.88
5	BATE	<b>0.13%</b>	+0.06
6	TRQX	<b>0.07%</b>	+0.03
7	CHIX	<b>0.01%</b>	+0.01

Volume Trend



Market Share Trend




Market share is based on on-book value traded during continuous trading. The share is calculated by averaging over all stocks in the index. The current value shown is for last week and the change is relative to the previous week.

### Spreads

At touch

Rank	Venue	Spread (bps)	Change
1	XMAD	<b>12.15</b>	-0.81
2	CEUX	<b>12.80</b>	-0.95
3	AQEU	<b>13.16</b>	-1.33
4	TQEX	<b>22.92</b>	-2.86

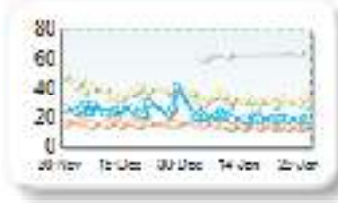
Monthly Spread Trend



25k EUR deal

Rank	Venue	Spread (bps)	Change
1	XMAD	<b>15.11</b>	-1.32
2	AQEU	<b>19.92</b>	-5.74
3	CEUX	<b>31.48</b>	-7.36
4	TQEX	<b>65.88</b>	-9.45

Monthly Spread Trend



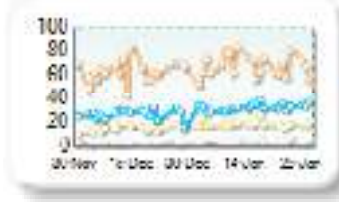
Spreads measure the bid to offer spread of the best visible orders in the book. The result is averaged over the stocks in the index and is based on measurements of the order books every 30 seconds. The value for the spread is quoted in basis points (0.01%).

### Book Depths

10BPS Depth (top of book)

Rank	Venue	Depth (1K EUR)	Change
1	XMAD	<b>67.1</b>	+4.6
2	AQEU	<b>32.3</b>	+5.9
3	CEUX	<b>18.0</b>	+3.5
4	TQEX	<b>4.0</b>	+1.1
5	BATE	<b>0.5</b>	-0.6


Monthly Depth Trend



50BPS Depth (deeper into book)

Rank	Venue	Depth (1K EUR)	Change
1	XMAD	<b>1,192.8</b>	+73.4
2	AQEU	<b>175.4</b>	+33.3
3	CEUX	<b>107.4</b>	+16.1
4	TQEX	<b>43.8</b>	+5.8
5	BATE	<b>0.9</b>	-0.7

Monthly Depth Trend




Market depth measures the amount of visible liquidity (bids and offers) in the order book within 10 or 50 BPS of mid price. The result is averaged over the stocks in the index and is based on measurements of the order book every 30 seconds. This is quoted in '000s of EUR.

### Best Prices

At touch

Rank	Venue	Best Price (%)	Change
1	XMAD	<b>3.01</b>	-0.81
2	CEUX	<b>1.09</b>	-0.29
3	AQEU	<b>0.70</b>	-0.21
4	TQEX	<b>0.12</b>	-0.08
5	BATE	<b>0.01</b>	+0.02
6	CHIX	<b>0.00</b>	+0.00
7	TRQX	<b>0.00</b>	+0.00

Best Prices Trend



25k EUR deal

Rank	Venue	Best Price (%)	Change
1	XMAD	<b>75.76</b>	-8.00
2	AQEU	<b>12.60</b>	+3.86
3	CEUX	<b>1.56</b>	+0.44
4	TQEX	<b>0.07</b>	+0.04
5	CHIX	<b>0.00</b>	+0.00
6	TRQX	<b>0.00</b>	+0.00
7	BATE	<b>0.00</b>	+0.00

Best Prices Trend

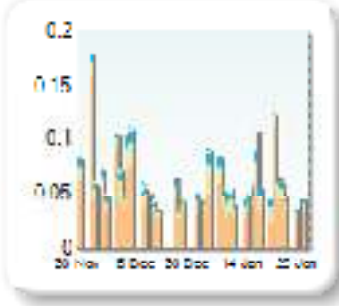


Best Price % measures how often each venue posts an absolute best price (no ties) for stocks. The result is averaged over the stocks in the index and is based on measurements of the order book every 5 seconds.

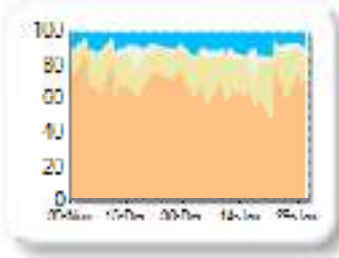
### Market Share

Rank	Venue	Market Share	Change
1	XMAD	<b>65.85%</b>	-6.65
2	CEUX	<b>19.62%</b>	+3.50
3	AQEU	<b>9.54%</b>	+1.48
4	TQEX	<b>4.96%</b>	+1.91
5	TRQX	<b>0.02%</b>	-0.16
6	BATE	<b>0.01%</b>	-0.07
7	CHIX	<b>0.00%</b>	-0.01

Volume Trend



Market Share Trend



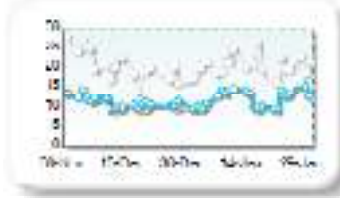
Market share is based on on-book value traded during continuous trading. The share is calculated by averaging over all stocks in the index. The current value shown is for last week and the change is relative to the previous week.

### Spreads

At touch

Rank	Venue	Spread (bps)	Change
1	XMAD	<b>11.78</b>	+1.37
2	CEUX	<b>11.82</b>	+0.90
3	AQEU	<b>12.22</b>	+1.15
4	TQEX	<b>20.50</b>	-0.20

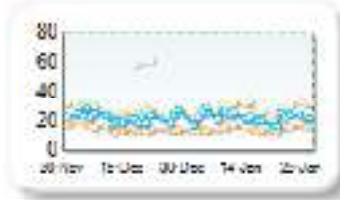
Monthly Spread Trend



25k EUR deal

Rank	Venue	Spread (bps)	Change
1	XMAD	<b>14.90</b>	+0.07
2	AQEU	<b>22.12</b>	+0.32
3	CEUX	<b>28.20</b>	+1.30
4	TQEX	<b>72.25</b>	+7.89

Monthly Spread Trend



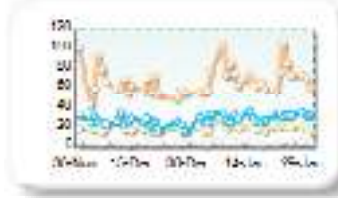
Spreads measure the bid to offer spread of the best visible orders in the book. The result is averaged over the stocks in the index and is based on measurements of the order books every 30 seconds. The value for the spread is quoted in basis points (0.01%).

### Book Depths

10BPS Depth (top of book)

Rank	Venue	Depth (1K EUR)	Change
1	XMAD	<b>70.4</b>	+7.3
2	AQEU	<b>29.5</b>	+4.5
3	CEUX	<b>19.6</b>	+1.5
4	TQEX	<b>4.6</b>	+1.2

Monthly Depth Trend



50BPS Depth (deeper into book)

Rank	Venue	Depth (1K EUR)	Change
1	XMAD	<b>1,043.5</b>	-135.8
2	AQEU	<b>132.4</b>	+8.8
3	CEUX	<b>120.4</b>	-9.5
4	TQEX	<b>38.2</b>	-4.9

Monthly Depth Trend




Market depth measures the amount of visible liquidity (bids and offers) in the order book within 10 or 50 BPS of mid price. The result is averaged over the stocks in the index and is based on measurements of the order book every 30 seconds. This is quoted in '000s of EUR.

### Best Prices

At touch

Rank	Venue	Best Price (%)	Change
1	XMAD	<b>2.19</b>	-1.04
2	CEUX	<b>1.16</b>	+0.11
3	AQEU	<b>0.59</b>	-0.19
4	TQEX	<b>0.19</b>	-0.02
5	CHIX	<b>0.00</b>	+0.00
6	TRQX	<b>0.00</b>	+0.00
7	BATE	<b>0.00</b>	0.00

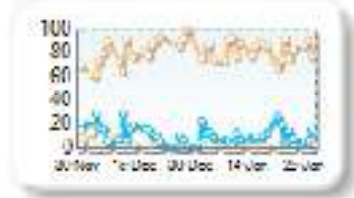
Best Prices Trend



25k EUR deal

Rank	Venue	Best Price (%)	Change
1	XMAD	<b>82.29</b>	+2.19
2	AQEU	<b>10.11</b>	-1.80
3	CEUX	<b>1.72</b>	-2.03
4	TQEX	<b>0.00</b>	0.00
5	CHIX	<b>0.00</b>	+0.00
6	TRQX	<b>0.00</b>	+0.00
7	BATE	<b>0.00</b>	+0.00

Best Prices Trend

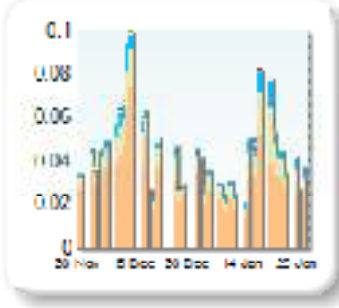


Best Price % measures how often each venue posts an absolute best price (no ties) for stocks. The result is averaged over the stocks in the index and is based on measurements of the order book every 5 seconds.

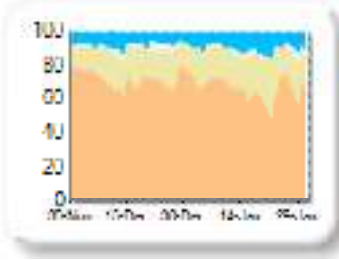
### Market Share

Rank	Venue	Market Share	Change
1	XMAD	<b>65.37%</b>	-5.78
2	CEUX	<b>22.20%</b>	+4.34
3	AQEU	<b>9.98%</b>	+1.99
4	TQEX	<b>2.36%</b>	-0.44
5	TRQX	<b>0.05%</b>	-0.03
6	BATE	<b>0.03%</b>	-0.04
7	CHIX	<b>0.01%</b>	-0.05

Volume Trend



Market Share Trend



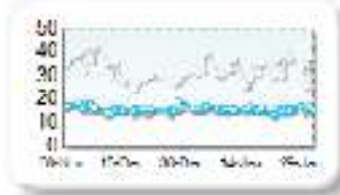
Market share is based on on-book value traded during continuous trading. The share is calculated by averaging over all stocks in the index. The current value shown is for last week and the change is relative to the previous week.

### Spreads

At touch

Rank	Venue	Spread (bps)	Change
1	XMAD	<b>14.86</b>	+0.00
2	CEUX	<b>15.26</b>	-0.23
3	AQEU	<b>15.54</b>	-0.32
4	TQEX	<b>33.01</b>	+1.12

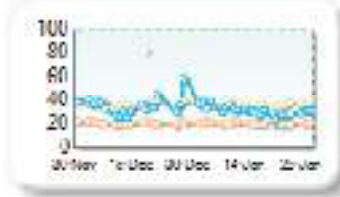
Monthly Spread Trend



25k EUR deal

Rank	Venue	Spread (bps)	Change
1	XMAD	<b>19.98</b>	-0.28
2	AQEU	<b>30.72</b>	-4.29
3	CEUX	<b>35.93</b>	-0.48
4	TQEX	<b>106.88</b>	+25.60

Monthly Spread Trend




Spreads measure the bid to offer spread of the best visible orders in the book. The result is averaged over the stocks in the index and is based on measurements of the order books every 30 seconds. The value for the spread is quoted in basis points (0.01%).

### Book Depths

10BPS Depth (top of book)

Rank	Venue	Depth (1K EUR)	Change
1	XMAD	<b>45.5</b>	-1.4
2	AQEU	<b>20.6</b>	+2.1
3	CEUX	<b>12.9</b>	+0.6
4	TQEX	<b>1.4</b>	-0.1

Monthly Depth Trend



50BPS Depth (deeper into book)

Rank	Venue	Depth (1K EUR)	Change
1	XMAD	<b>817.8</b>	-136.9
2	AQEU	<b>113.9</b>	+5.6
3	CEUX	<b>105.7</b>	-2.2
4	TQEX	<b>28.2</b>	-1.3

Monthly Depth Trend




Market depth measures the amount of visible liquidity (bids and offers) in the order book within 10 or 50 BPS of mid price. The result is averaged over the stocks in the index and is based on measurements of the order book every 30 seconds. This is quoted in '000s of EUR.

### Best Prices

At touch

Rank	Venue	Best Price (%)	Change
1	XMAD	<b>2.83</b>	-1.51
2	CEUX	<b>1.49</b>	0.00
3	AQEU	<b>1.06</b>	-0.12
4	TQEX	<b>0.15</b>	-0.04
5	CHIX	<b>0.00</b>	+0.00
6	TRQX	<b>0.00</b>	+0.00
7	BATE	<b>0.00</b>	+0.00

Best Prices Trend



25k EUR deal

Rank	Venue	Best Price (%)	Change
1	XMAD	<b>85.98</b>	-0.68
2	AQEU	<b>10.51</b>	+1.87
3	CEUX	<b>1.72</b>	-0.33
4	TQEX	<b>0.00</b>	0.00
5	CHIX	<b>0.00</b>	+0.00
6	TRQX	<b>0.00</b>	+0.00
7	BATE	<b>0.00</b>	+0.00

Best Prices Trend



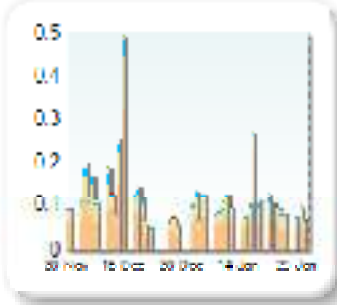
Best Price % measures how often each venue posts an absolute best price (no ties) for stocks. The result is averaged over the stocks in the index and is based on measurements of the order book every 5 seconds.



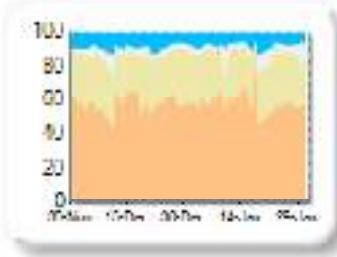
### Market Share

Rank	Venue	Market Share	Change
1	XMAD	61.01%	+2.49
2	CEUX	26.73%	-1.56
3	AQEU	7.32%	-1.45
4	TQEX	4.85%	+0.52
5	TRQX	0.05%	+0.00
6	BATE	0.03%	+0.00
7	AQXE	0.00%	+0.00
8	CHIX	0.00%	-0.01

Volume Trend



Market Share Trend



Market share is based on on-book value traded during continuous trading. The share is calculated by averaging over all stocks in the index. The current value shown is for last week and the change is relative to the previous week.

### Spreads

At touch

Rank	Venue	Spread (bps)	Change
1	CEUX	10.36	-1.02
2	XMAD	10.56	-0.90
3	AQEU	10.77	-1.25
4	TQEX	31.35	+2.77

Monthly Spread Trend



25k EUR deal

Rank	Venue	Spread (bps)	Change
1	XMAD	14.05	-1.31
2	AQEU	18.88	-3.55
3	CEUX	23.80	+0.37

Monthly Spread Trend




Spreads measure the bid to offer spread of the best visible orders in the book. The result is averaged over the stocks in the index and is based on measurements of the order books every 30 seconds. The value for the spread is quoted in basis points (0.01%).

### Book Depths

10BPS Depth (top of book)

Rank	Venue	Depth (1K EUR)	Change
1	XMAD	51.4	-4.3
2	AQEU	25.8	+1.3
3	CEUX	20.9	-4.3
4	TQEX	2.6	-1.8

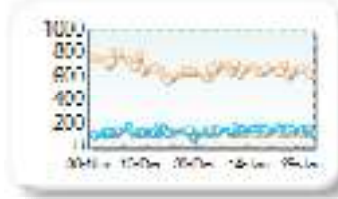
Monthly Depth Trend



50BPS Depth (deeper into book)

Rank	Venue	Depth (1K EUR)	Change
1	XMAD	654.6	-39.8
2	AQEU	151.9	+17.5
3	CEUX	129.6	-4.7
4	TQEX	22.9	-3.7
5	BATE	5.8	-0.3

Monthly Depth Trend




Market depth measures the amount of visible liquidity (bids and offers) in the order book within 10 or 50 BPS of mid price. The result is averaged over the stocks in the index and is based on measurements of the order book every 30 seconds. This is quoted in '000s of EUR.

### Best Prices

At touch

Rank	Venue	Best Price (%)	Change
1	CEUX	2.48	+1.24
2	XMAD	2.25	+0.22
3	AQEU	0.69	+0.40
4	TQEX	0.55	+0.37
5	CHIX	0.00	+0.00
6	TRQX	0.00	+0.00
7	BATE	0.00	+0.00
8	AQXE	0.00	+0.00


Best Prices Trend



25k EUR deal

Rank	Venue	Best Price (%)	Change
1	XMAD	81.24	+7.42
2	AQEU	11.70	+3.48
3	CEUX	4.50	-5.74
4	TQEX	0.01	-0.02
5	CHIX	0.00	+0.00
6	TRQX	0.00	+0.00
7	BATE	0.00	+0.00
8	AQXE	0.00	+0.00

Best Prices Trend

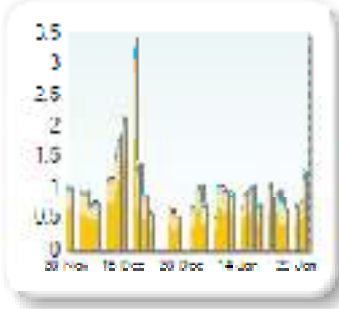


Best Price % measures how often each venue posts an absolute best price (no ties) for stocks. The result is averaged over the stocks in the index and is based on measurements of the order book every 5 seconds.

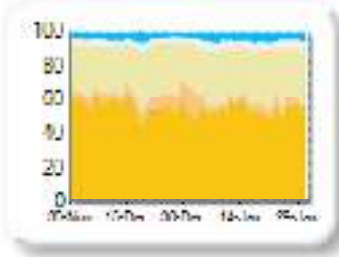
### Market Share

Rank	Venue	Market Share	Change
1	ENXT	55.16%	-1.37
2	CEUX	30.12%	+1.20
3	TQEX	5.14%	+1.12
4	AQEU	4.79%	+0.33
5	XMAD	4.72%	-1.26
6	TRQX	0.07%	+0.00
7	BATE	0.01%	-0.01
8	CHIX	0.00%	-0.01

Volume Trend



Market Share Trend



Market share is based on on-book value traded during continuous trading. The share is calculated by averaging over all stocks in the index. The current value shown is for last week and the change is relative to the previous week.

### Spreads

At touch

Rank	Venue	Spread (bps)	Change
1	CEUX	3.33	+0.03
2	ENXT	3.38	+0.05
3	AQEU	3.97	-0.10
4	TQEX	4.67	-0.45
5	XMAD	6.54	-0.11
6	BATE	181.78	-8.06
7	CHIX	188.44	+39.20


Monthly Spread Trend



25k EUR deal

Rank	Venue	Spread (bps)	Change
1	ENXT	4.19	-0.18
2	CEUX	4.69	-0.15
3	AQEU	6.17	-0.52
4	XMAD	8.20	-0.35
5	TQEX	14.01	-10.84

Monthly Spread Trend



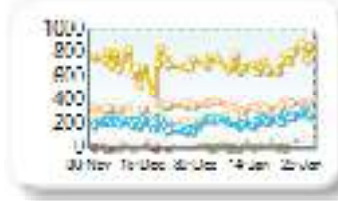
Spreads measure the bid to offer spread of the best visible orders in the book. The result is averaged over the stocks in the index and is based on measurements of the order books every 30 seconds. The value for the spread is quoted in basis points (0.01%).

### Book Depths

10BPS Depth (top of book)

Rank	Venue	Depth (1K EUR)	Change
1	ENXT	728.9	+25.2
2	XMAD	354.2	+23.3
3	CEUX	257.5	+18.4
4	AQEU	233.6	+42.0
5	TQEX	62.2	+17.7
6	BATE	0.0	0.0

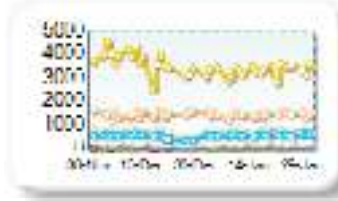
Monthly Depth Trend



50BPS Depth (deeper into book)

Rank	Venue	Depth (1K EUR)	Change
1	ENXT	3,296.6	-384.9
2	XMAD	1,401.4	-26.1
3	CEUX	735.7	+29.2
4	AQEU	564.6	+52.2
5	TQEX	241.5	+19.6
6	BATE	3.1	-2.2
7	CHIX	1.7	-4.6

Monthly Depth Trend




Market depth measures the amount of visible liquidity (bids and offers) in the order book within 10 or 50 BPS of mid price. The result is averaged over the stocks in the index and is based on measurements of the order book every 30 seconds. This is quoted in '000s of EUR.

### Best Prices

At touch

Rank	Venue	Best Price (%)	Change
1	CEUX	4.12	-0.79
2	ENXT	4.00	-0.37
3	AQEU	0.82	-0.09
4	TQEX	0.78	+0.19
5	BATE	0.00	+0.00
6	CHIX	0.00	+0.00
7	TRQX	0.00	+0.00
8	AQXE	0.00	+0.00

Best Prices Trend



25k EUR deal

Rank	Venue	Best Price (%)	Change
1	ENXT	44.37	+1.09
2	CEUX	21.69	-5.62
3	AQEU	2.52	-1.01
4	TQEX	0.25	-0.08
5	CHIX	0.00	+0.00
6	TRQX	0.00	+0.00
7	BATE	0.00	+0.00
8	AQXE	0.00	+0.00

Best Prices Trend

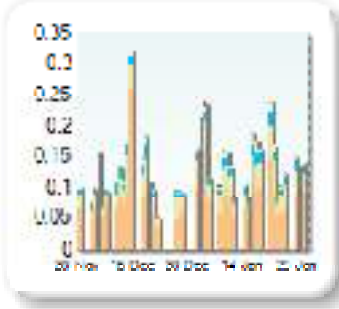


Best Price % measures how often each venue posts an absolute best price (no ties) for stocks. The result is averaged over the stocks in the index and is based on measurements of the order book every 5 seconds.

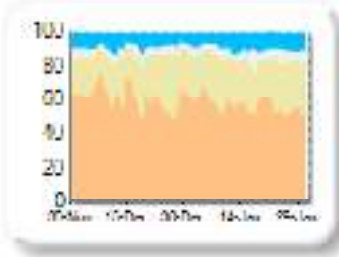
### Market Share

Rank	Venue	Market Share	Change
1	XMAD	<b>57.43%</b>	-5.54
2	CEUX	<b>26.43%</b>	+3.29
3	AQEU	<b>9.56%</b>	+0.82
4	TQEX	<b>6.26%</b>	+1.25
5	TRQX	<b>0.17%</b>	+0.12
6	BATE	<b>0.14%</b>	+0.07
7	CHIX	<b>0.01%</b>	-0.01
8	AQXE	<b>0.00%</b>	+0.00

Volume Trend



Market Share Trend



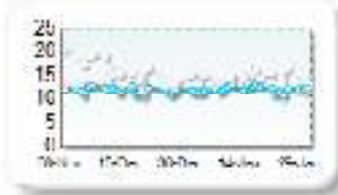
Market share is based on on-book value traded during continuous trading. The share is calculated by averaging over all stocks in the index. The current value shown is for last week and the change is relative to the previous week.

### Spreads

At touch

Rank	Venue	Spread (bps)	Change
1	CEUX	<b>11.70</b>	+0.17
2	XMAD	<b>11.93</b>	+0.20
3	AQEU	<b>12.01</b>	+0.21
4	TQEX	<b>14.47</b>	-1.73

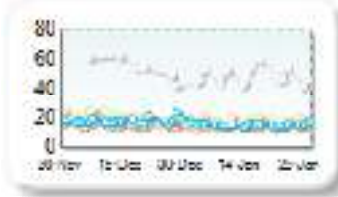
Monthly Spread Trend



25k EUR deal

Rank	Venue	Spread (bps)	Change
1	XMAD	<b>13.72</b>	-0.64
2	AQEU	<b>15.18</b>	-2.37
3	CEUX	<b>18.41</b>	-2.59
4	TQEX	<b>47.83</b>	-5.38

Monthly Spread Trend




Spreads measure the bid to offer spread of the best visible orders in the book. The result is averaged over the stocks in the index and is based on measurements of the order books every 30 seconds. The value for the spread is quoted in basis points (0.01%).

### Book Depths

10BPS Depth (top of book)

Rank	Venue	Depth (1K EUR)	Change
1	XMAD	<b>85.2</b>	+19.9
2	AQEU	<b>48.0</b>	+11.3
3	CEUX	<b>37.4</b>	+9.0
4	TQEX	<b>11.5</b>	+3.2
5	BATE	<b>2.0</b>	+0.4
6	CHIX	<b>0.0</b>	+0.0


Monthly Depth Trend



50BPS Depth (deeper into book)

Rank	Venue	Depth (1K EUR)	Change
1	XMAD	<b>1,249.8</b>	0.0
2	AQEU	<b>236.5</b>	+41.8
3	CEUX	<b>186.6</b>	+16.4
4	TQEX	<b>60.6</b>	+10.6
5	BATE	<b>4.8</b>	+1.7
6	CHIX	<b>0.0</b>	+0.0

Monthly Depth Trend



Market depth measures the amount of visible liquidity (bids and offers) in the order book within 10 or 50 BPS of mid price. The result is averaged over the stocks in the index and is based on measurements of the order book every 30 seconds. This is quoted in '000s of EUR.

### Best Prices

At touch

Rank	Venue	Best Price (%)	Change
1	CEUX	<b>0.79</b>	-0.16
2	XMAD	<b>0.76</b>	-0.24
3	AQEU	<b>0.48</b>	+0.18
4	TQEX	<b>0.37</b>	+0.30
5	BATE	<b>0.13</b>	+0.02
6	CHIX	<b>0.00</b>	+0.00
7	TRQX	<b>0.00</b>	+0.00
8	AQXE	<b>0.00</b>	+0.00


Best Prices Trend



25k EUR deal

Rank	Venue	Best Price (%)	Change
1	XMAD	<b>37.75</b>	-17.74
2	AQEU	<b>10.07</b>	-3.11
3	CEUX	<b>5.07</b>	-1.45
4	TQEX	<b>0.19</b>	-0.17
5	CHIX	<b>0.00</b>	+0.00
6	TRQX	<b>0.00</b>	+0.00
7	BATE	<b>0.00</b>	+0.00
8	AQXE	<b>0.00</b>	+0.00

Best Prices Trend

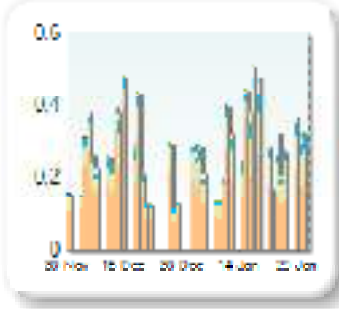


Best Price % measures how often each venue posts an absolute best price (no ties) for stocks. The result is averaged over the stocks in the index and is based on measurements of the order book every 5 seconds.

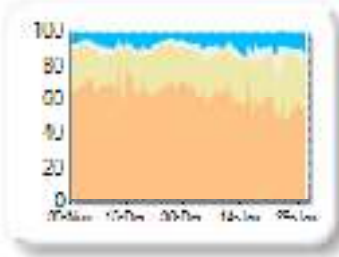
### Market Share

Rank	Venue	Market Share	Change
1	XMAD	60.23%	-10.33
2	CEUX	25.18%	+5.70
3	AQEU	8.60%	+2.06
4	TQEX	5.49%	+2.33
5	TRQX	0.28%	+0.12
6	BATE	0.22%	+0.16
7	CHIX	0.00%	-0.04
8	AQXE	0.00%	0.00

Volume Trend



Market Share Trend



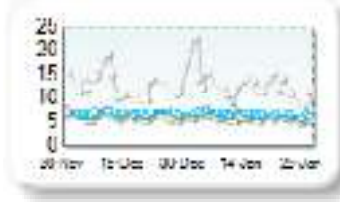
Market share is based on on-book value traded during continuous trading. The share is calculated by averaging over all stocks in the index. The current value shown is for last week and the change is relative to the previous week.

### Spreads

At touch

Rank	Venue	Spread (bps)	Change
1	CEUX	5.80	-0.24
2	XMAD	6.19	-0.26
3	AQEU	6.63	-0.10
4	TQEX	12.57	+0.02
5	BATE	87.17	n/a

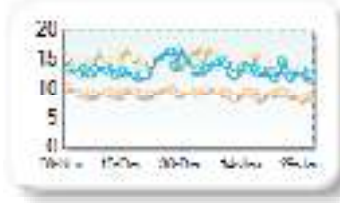
Monthly Spread Trend



25k EUR deal

Rank	Venue	Spread (bps)	Change
1	XMAD	9.09	-0.11
2	AQEU	13.15	-0.10
3	CEUX	14.04	-0.39
4	TQEX	69.70	-6.84

Monthly Spread Trend



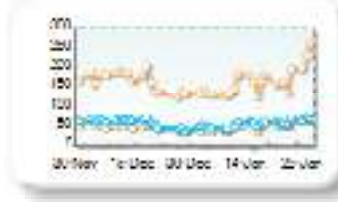
Spreads measure the bid to offer spread of the best visible orders in the book. The result is averaged over the stocks in the index and is based on measurements of the order books every 30 seconds. The value for the spread is quoted in basis points (0.01%).

### Book Depths

10BPS Depth (top of book)

Rank	Venue	Depth (1K EUR)	Change
1	XMAD	160.1	-5.9
2	AQEU	54.5	-3.3
3	CEUX	49.4	-0.2
4	TQEX	8.4	+0.4
5	BATE	1.0	-0.3

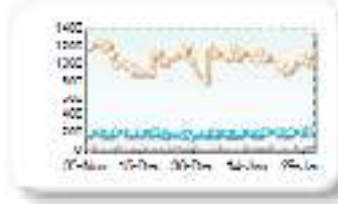
Monthly Depth Trend



50BPS Depth (deeper into book)

Rank	Venue	Depth (1K EUR)	Change
1	XMAD	1,055.3	-15.4
2	CEUX	206.9	+6.7
3	AQEU	202.7	+4.2
4	TQEX	61.7	+1.2
5	BATE	10.9	+1.8

Monthly Depth Trend




Market depth measures the amount of visible liquidity (bids and offers) in the order book within 10 or 50 BPS of mid price. The result is averaged over the stocks in the index and is based on measurements of the order book every 30 seconds. This is quoted in '000s of EUR.

### Best Prices

At touch

Rank	Venue	Best Price (%)	Change
1	XMAD	3.65	+0.84
2	CEUX	3.01	-0.39
3	AQEU	0.74	+0.12
4	TQEX	0.42	-0.01
5	BATE	0.20	+0.24
6	CHIX	0.00	+0.00
7	TRQX	0.00	+0.00
8	AQXE	0.00	+0.00


Best Prices Trend



25k EUR deal

Rank	Venue	Best Price (%)	Change
1	XMAD	71.45	-2.05
2	CEUX	14.11	+1.88
3	AQEU	11.70	+0.34
4	TQEX	0.08	+0.02
5	CHIX	0.00	+0.00
6	TRQX	0.00	+0.00
7	BATE	0.00	+0.00
8	AQXE	0.00	+0.00

Best Prices Trend

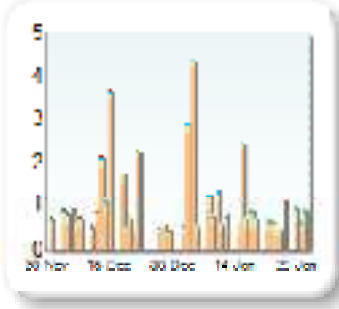


Best Price % measures how often each venue posts an absolute best price (no ties) for stocks. The result is averaged over the stocks in the index and is based on measurements of the order book every 5 seconds.

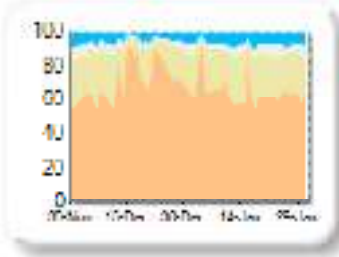
### Market Share

Rank	Venue	Market Share	Change
1	XMAD	<b>75.36%</b>	-1.46
2	CEUX	<b>16.15%</b>	+0.24
3	AQEU	<b>4.94%</b>	+1.08
4	TQEX	<b>3.36%</b>	+0.11
5	BATE	<b>0.12%</b>	+0.04
6	TRQX	<b>0.06%</b>	+0.02
7	CHIX	<b>0.00%</b>	-0.02
8	AQXE	<b>0.00%</b>	0.00

Volume Trend



Market Share Trend



Market share is based on on-book value traded during continuous trading. The share is calculated by averaging over all stocks in the index. The current value shown is for last week and the change is relative to the previous week.

### Spreads

At touch

Rank	Venue	Spread (bps)	Change
1	CEUX	<b>5.86</b>	-0.05
2	XMAD	<b>6.03</b>	+0.03
3	AQEU	<b>6.45</b>	-0.04
4	TQEX	<b>7.06</b>	+0.24
5	BATE	<b>70.44</b>	-16.19


Monthly Spread Trend



25k EUR deal

Rank	Venue	Spread (bps)	Change
1	XMAD	<b>7.34</b>	+0.16
2	CEUX	<b>8.45</b>	-0.01
3	AQEU	<b>8.81</b>	-0.25
4	TQEX	<b>24.58</b>	+0.28

Monthly Spread Trend



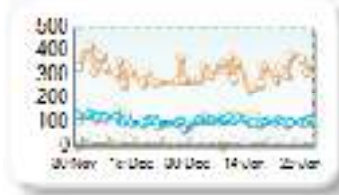
Spreads measure the bid to offer spread of the best visible orders in the book. The result is averaged over the stocks in the index and is based on measurements of the order books every 30 seconds. The value for the spread is quoted in basis points (0.01%).

### Book Depths

10BPS Depth (top of book)

Rank	Venue	Depth (1K EUR)	Change
1	XMAD	<b>312.1</b>	-4.0
2	CEUX	<b>114.5</b>	+1.8
3	AQEU	<b>103.6</b>	-4.3
4	TQEX	<b>28.6</b>	-1.4
5	BATE	<b>1.6</b>	-0.1


Monthly Depth Trend



50BPS Depth (deeper into book)

Rank	Venue	Depth (1K EUR)	Change
1	XMAD	<b>2,087.6</b>	+52.2
2	CEUX	<b>409.3</b>	-1.4
3	AQEU	<b>315.9</b>	-18.2
4	TQEX	<b>121.6</b>	-0.5
5	BATE	<b>15.1</b>	+3.7

Monthly Depth Trend




Market depth measures the amount of visible liquidity (bids and offers) in the order book within 10 or 50 BPS of mid price. The result is averaged over the stocks in the index and is based on measurements of the order book every 30 seconds. This is quoted in '000s of EUR.

### Best Prices

At touch

Rank	Venue	Best Price (%)	Change
1	XMAD	<b>2.07</b>	-0.28
2	CEUX	<b>1.84</b>	-0.26
3	TQEX	<b>0.58</b>	-0.12
4	AQEU	<b>0.52</b>	+0.30
5	BATE	<b>0.24</b>	+0.07
6	CHIX	<b>0.00</b>	0.00
7	TRQX	<b>0.00</b>	+0.00
8	AQXE	<b>0.00</b>	+0.00

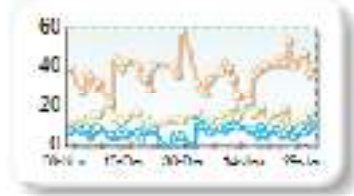
Best Prices Trend



25k EUR deal

Rank	Venue	Best Price (%)	Change
1	XMAD	<b>37.22</b>	+0.14
2	CEUX	<b>14.53</b>	+1.33
3	AQEU	<b>7.73</b>	+1.88
4	TQEX	<b>0.53</b>	-0.46
5	CHIX	<b>0.00</b>	+0.00
6	TRQX	<b>0.00</b>	+0.00
7	BATE	<b>0.00</b>	+0.00
8	AQXE	<b>0.00</b>	+0.00

Best Prices Trend

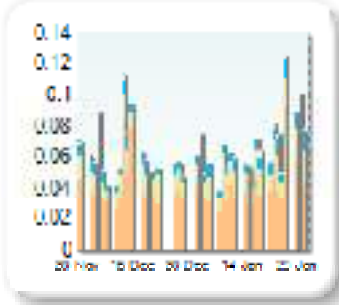


Best Price % measures how often each venue posts an absolute best price (no ties) for stocks. The result is averaged over the stocks in the index and is based on measurements of the order book every 5 seconds.

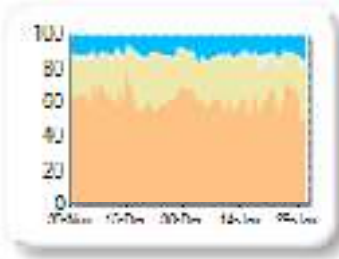
### Market Share

Rank	Venue	Market Share	Change
1	XMAD	60.81%	-5.20
2	CEUX	24.65%	+2.87
3	AQEU	11.40%	+1.79
4	TQEX	3.10%	+0.62
5	BATE	0.03%	-0.01
6	TRQX	0.01%	-0.03

Volume Trend



Market Share Trend



Market share is based on on-book value traded during continuous trading. The share is calculated by averaging over all stocks in the index. The current value shown is for last week and the change is relative to the previous week.

### Spreads

At touch

Rank	Venue	Spread (bps)	Change
1	XMAD	15.09	-0.84
2	CEUX	15.24	-1.31
3	AQEU	15.67	-1.24
4	TQEX	34.26	+0.67

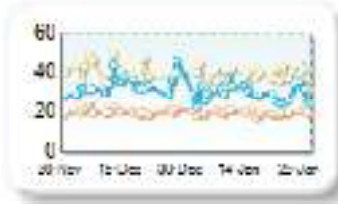
Monthly Spread Trend



25k EUR deal

Rank	Venue	Spread (bps)	Change
1	XMAD	19.49	-0.81
2	AQEU	29.44	-4.32
3	CEUX	38.57	-2.46

Monthly Spread Trend



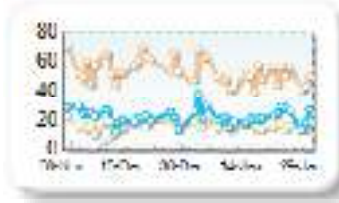
Spreads measure the bid to offer spread of the best visible orders in the book. The result is averaged over the stocks in the index and is based on measurements of the order books every 30 seconds. The value for the spread is quoted in basis points (0.01%).

### Book Depths

10BPS Depth (top of book)

Rank	Venue	Depth (1K EUR)	Change
1	XMAD	50.1	-6.4
2	AQEU	22.6	+1.0
3	CEUX	16.6	+0.0
4	TQEX	1.6	-0.8

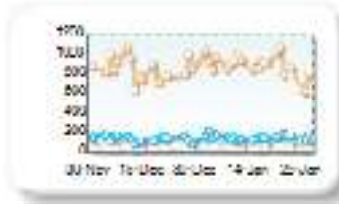
Monthly Depth Trend



50BPS Depth (deeper into book)

Rank	Venue	Depth (1K EUR)	Change
1	XMAD	884.7	+44.7
2	AQEU	151.6	+14.2
3	CEUX	105.3	-8.3
4	TQEX	28.4	-4.2

Monthly Depth Trend




Market depth measures the amount of visible liquidity (bids and offers) in the order book within 10 or 50 BPS of mid price. The result is averaged over the stocks in the index and is based on measurements of the order book every 30 seconds. This is quoted in '000s of EUR.

### Best Prices

At touch

Rank	Venue	Best Price (%)	Change
1	XMAD	2.42	-1.28
2	CEUX	1.80	+0.25
3	AQEU	1.00	+0.06
4	TQEX	0.23	+0.23
5	CHIX	0.00	+0.00
6	TRQX	0.00	+0.00
7	BATE	0.00	0.00

Best Prices Trend



25k EUR deal

Rank	Venue	Best Price (%)	Change
1	XMAD	78.04	-2.77
2	AQEU	10.76	+2.32
3	CEUX	3.99	+1.95
4	TQEX	0.00	+0.00
5	CHIX	0.00	+0.00
6	TRQX	0.00	+0.00
7	BATE	0.00	+0.00

Best Prices Trend

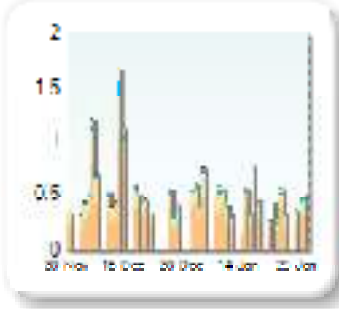


Best Price % measures how often each venue posts an absolute best price (no ties) for stocks. The result is averaged over the stocks in the index and is based on measurements of the order book every 5 seconds.

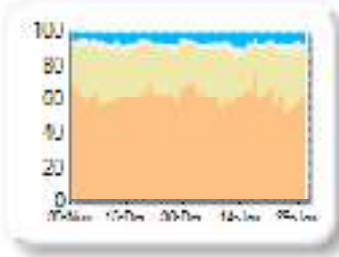
### Market Share

Rank	Venue	Market Share	Change
1	XMAD	<b>62.71%</b>	+0.26
2	CEUX	<b>27.15%</b>	+0.13
3	AQEU	<b>5.78%</b>	+0.23
4	TQEX	<b>4.03%</b>	-0.39
5	TRQX	<b>0.18%</b>	-0.06
6	BATE	<b>0.15%</b>	-0.04
7	CHIX	<b>0.01%</b>	-0.13
8	AQXE	<b>0.00%</b>	+0.00

Volume Trend



Market Share Trend




Market share is based on on-book value traded during continuous trading. The share is calculated by averaging over all stocks in the index. The current value shown is for last week and the change is relative to the previous week.

### Spreads

At touch

Rank	Venue	Spread (bps)	Change
1	CEUX	<b>7.37</b>	-0.07
2	XMAD	<b>7.37</b>	+0.06
3	AQEU	<b>8.70</b>	+0.21
4	TQEX	<b>11.47</b>	+0.58

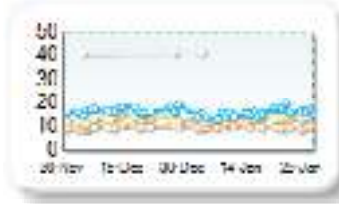
Monthly Spread Trend



25k EUR deal

Rank	Venue	Spread (bps)	Change
1	XMAD	<b>9.86</b>	+0.15
2	CEUX	<b>13.64</b>	+0.14
3	AQEU	<b>15.63</b>	-0.91
4	TQEX	<b>51.39</b>	+2.58

Monthly Spread Trend



Spreads measure the bid to offer spread of the best visible orders in the book. The result is averaged over the stocks in the index and is based on measurements of the order books every 30 seconds. The value for the spread is quoted in basis points (0.01%).

### Book Depths

10BPS Depth (top of book)

Rank	Venue	Depth (1K EUR)	Change
1	XMAD	<b>171.4</b>	-20.5
2	CEUX	<b>58.3</b>	-4.4
3	AQEU	<b>52.8</b>	+4.0
4	TQEX	<b>10.4</b>	-1.2
5	BATE	<b>0.0</b>	0.0

Monthly Depth Trend



50BPS Depth (deeper into book)

Rank	Venue	Depth (1K EUR)	Change
1	XMAD	<b>1,637.5</b>	-147.8
2	CEUX	<b>270.6</b>	-4.8
3	AQEU	<b>220.3</b>	+21.9
4	TQEX	<b>77.7</b>	-1.1
5	BATE	<b>0.2</b>	-0.1

Monthly Depth Trend




Market depth measures the amount of visible liquidity (bids and offers) in the order book within 10 or 50 BPS of mid price. The result is averaged over the stocks in the index and is based on measurements of the order book every 30 seconds. This is quoted in '000s of EUR.

### Best Prices

At touch

Rank	Venue	Best Price (%)	Change
1	XMAD	<b>4.39</b>	-0.79
2	CEUX	<b>3.31</b>	+0.15
3	AQEU	<b>0.46</b>	+0.15
4	TQEX	<b>0.27</b>	-0.02
5	BATE	<b>0.04</b>	+0.05
6	CHIX	<b>0.00</b>	+0.00
7	TRQX	<b>0.00</b>	+0.00
8	AQXE	<b>0.00</b>	+0.00


Best Prices Trend



25k EUR deal

Rank	Venue	Best Price (%)	Change
1	XMAD	<b>66.16</b>	-1.02
2	CEUX	<b>18.52</b>	+0.25
3	AQEU	<b>4.14</b>	+0.92
4	TQEX	<b>0.11</b>	-0.18
5	CHIX	<b>0.00</b>	+0.00
6	TRQX	<b>0.00</b>	+0.00
7	BATE	<b>0.00</b>	+0.00
8	AQXE	<b>0.00</b>	+0.00

Best Prices Trend

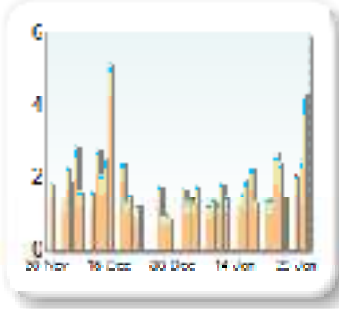


Best Price % measures how often each venue posts an absolute best price (no ties) for stocks. The result is averaged over the stocks in the index and is based on measurements of the order book every 5 seconds.

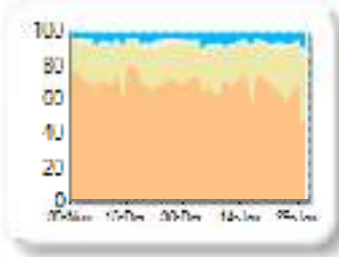
### Market Share

Rank	Venue	Market Share	Change
1	XMAD	65.04%	-7.24
2	CEUX	25.27%	+5.04
3	AQEU	6.27%	+1.59
4	TQEX	3.08%	+0.56
5	BATE	0.23%	+0.09
6	TRQX	0.08%	+0.02
7	CHIX	0.04%	-0.06
8	AQXE	0.00%	0.00

Volume Trend



Market Share Trend



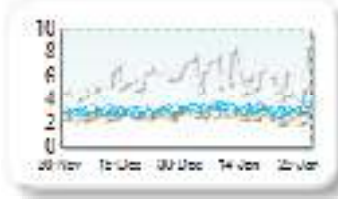
Market share is based on on-book value traded during continuous trading. The share is calculated by averaging over all stocks in the index. The current value shown is for last week and the change is relative to the previous week.

### Spreads

At touch

Rank	Venue	Spread (bps)	Change
1	XMAD	2.74	+0.03
2	CEUX	2.82	+0.05
3	AQEU	3.24	+0.17
4	TQEX	5.88	-0.44
5	BATE	49.12	-63.02
6	CHIX	54.45	-148.89

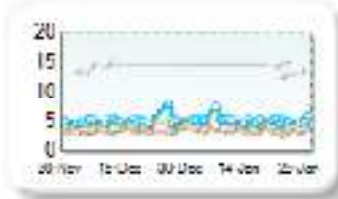
Monthly Spread Trend



25k EUR deal

Rank	Venue	Spread (bps)	Change
1	XMAD	3.70	+0.12
2	CEUX	4.55	+0.17
3	AQEU	5.11	+0.06
4	TQEX	18.04	-7.34
5	BATE	109.57	-66.98

Monthly Spread Trend



Spreads measure the bid to offer spread of the best visible orders in the book. The result is averaged over the stocks in the index and is based on measurements of the order books every 30 seconds. The value for the spread is quoted in basis points (0.01%).

### Book Depths

10BPS Depth (top of book)

Rank	Venue	Depth (1K EUR)	Change
1	XMAD	552.0	-105.8
2	CEUX	214.8	-11.4
3	AQEU	199.4	+6.7
4	TQEX	41.7	+3.1
5	BATE	0.2	-0.1

Monthly Depth Trend



50BPS Depth (deeper into book)

Rank	Venue	Depth (1K EUR)	Change
1	XMAD	1,498.8	-434.2
2	CEUX	630.7	+11.5
3	AQEU	516.6	+44.4
4	TQEX	238.9	+33.4
5	BATE	20.3	+1.7
6	CHIX	12.4	-2.1

Monthly Depth Trend




Market depth measures the amount of visible liquidity (bids and offers) in the order book within 10 or 50 BPS of mid price. The result is averaged over the stocks in the index and is based on measurements of the order book every 30 seconds. This is quoted in '000s of EUR.

### Best Prices

At touch

Rank	Venue	Best Price (%)	Change
1	XMAD	7.14	+1.30
2	CEUX	5.54	-0.39
3	AQEU	1.14	-0.11
4	TQEX	0.70	+0.06
5	BATE	0.10	-0.02
6	CHIX	0.00	+0.00
7	TRQX	0.00	+0.00
8	AQXE	0.00	+0.00

Best Prices Trend



25k EUR deal

Rank	Venue	Best Price (%)	Change
1	XMAD	57.02	+1.51
2	CEUX	22.99	-0.58
3	AQEU	9.55	+0.88
4	TQEX	0.09	-0.25
5	BATE	0.00	+0.00
6	CHIX	0.00	+0.00
7	TRQX	0.00	+0.00
8	AQXE	0.00	+0.00

Best Prices Trend



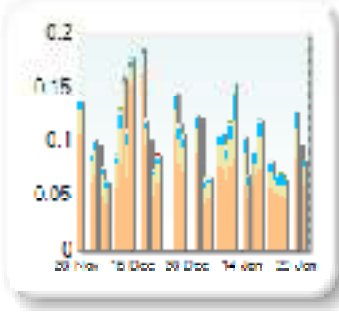
Best Price % measures how often each venue posts an absolute best price (no ties) for stocks. The result is averaged over the stocks in the index and is based on measurements of the order book every 5 seconds.



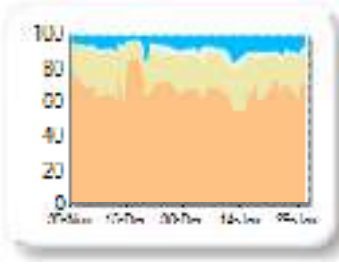
### Market Share

Rank	Venue	Market Share	Change
1	XMAD	66.43%	-6.08
2	CEUX	20.06%	+1.79
3	AQEU	9.51%	+3.36
4	TQEX	3.92%	+1.07
5	TRQX	0.05%	-0.08
6	BATE	0.01%	-0.04

Volume Trend



Market Share Trend



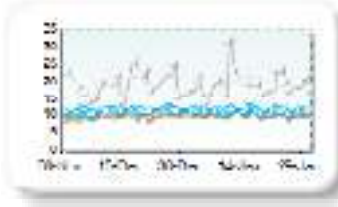
Market share is based on on-book value traded during continuous trading. The share is calculated by averaging over all stocks in the index. The current value shown is for last week and the change is relative to the previous week.

### Spreads

At touch

Rank	Venue	Spread (bps)	Change
1	XMAD	10.90	+0.60
2	CEUX	11.21	+0.40
3	AQEU	11.41	+0.02
4	TQEX	20.29	+0.14

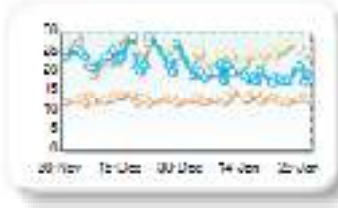
Monthly Spread Trend



25k EUR deal

Rank	Venue	Spread (bps)	Change
1	XMAD	13.25	+0.15
2	AQEU	19.17	-4.48
3	CEUX	24.28	-0.70
4	TQEX	67.39	-5.39

Monthly Spread Trend




Spreads measure the bid to offer spread of the best visible orders in the book. The result is averaged over the stocks in the index and is based on measurements of the order books every 30 seconds. The value for the spread is quoted in basis points (0.01%).

### Book Depths

10BPS Depth (top of book)

Rank	Venue	Depth (1K EUR)	Change
1	XMAD	99.3	+1.6
2	AQEU	36.1	+9.3
3	CEUX	25.6	-0.2
4	TQEX	4.3	+0.5


Monthly Depth Trend



50BPS Depth (deeper into book)

Rank	Venue	Depth (1K EUR)	Change
1	XMAD	1,158.9	-50.8
2	AQEU	154.1	+32.6
3	CEUX	144.8	+17.0
4	TQEX	44.2	+8.3

Monthly Depth Trend



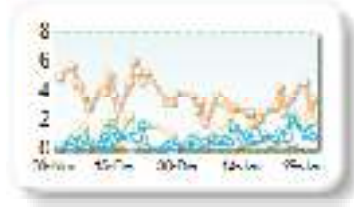
Market depth measures the amount of visible liquidity (bids and offers) in the order book within 10 or 50 BPS of mid price. The result is averaged over the stocks in the index and is based on measurements of the order book every 30 seconds. This is quoted in '000s of EUR.

### Best Prices

At touch

Rank	Venue	Best Price (%)	Change
1	XMAD	2.94	-0.68
2	CEUX	1.30	+0.48
3	AQEU	0.83	+0.46
4	TQEX	0.40	+0.32
5	CHIX	0.00	+0.00
6	TRQX	0.00	+0.00
7	BATE	0.00	+0.00

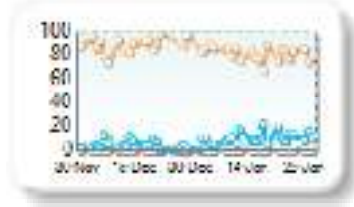
Best Prices Trend



25k EUR deal

Rank	Venue	Best Price (%)	Change
1	XMAD	81.21	-6.90
2	AQEU	9.91	+5.80
3	CEUX	2.71	-1.38
4	TQEX	0.06	+0.06
5	CHIX	0.00	+0.00
6	TRQX	0.00	+0.00
7	BATE	0.00	+0.00

Best Prices Trend

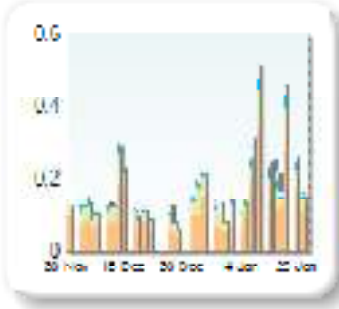


Best Price % measures how often each venue posts an absolute best price (no ties) for stocks. The result is averaged over the stocks in the index and is based on measurements of the order book every 5 seconds.

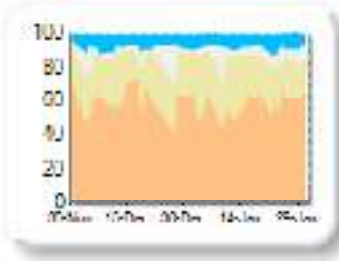
### Market Share

Rank	Venue	Market Share	Change
1	XMAD	58.84%	-1.38
2	CEUX	26.39%	+0.59
3	AQEU	8.05%	+0.13
4	TQEX	6.40%	+0.58
5	TRQX	0.27%	+0.11
6	BATE	0.04%	-0.02
7	AQXE	0.00%	+0.00

Volume Trend



Market Share Trend



Market share is based on on-book value traded during continuous trading. The share is calculated by averaging over all stocks in the index. The current value shown is for last week and the change is relative to the previous week.

### Spreads

At touch

Rank	Venue	Spread (bps)	Change
1	XMAD	10.60	+0.42
2	CEUX	10.88	+0.30
3	AQEU	11.84	+0.40
4	TQEX	48.70	-3.12

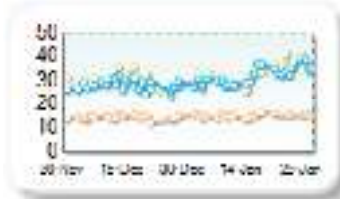
Monthly Spread Trend



25k EUR deal

Rank	Venue	Spread (bps)	Change
1	XMAD	15.02	+0.77
2	AQEU	31.90	+3.72
3	CEUX	33.03	+2.55

Monthly Spread Trend




Spreads measure the bid to offer spread of the best visible orders in the book. The result is averaged over the stocks in the index and is based on measurements of the order books every 30 seconds. The value for the spread is quoted in basis points (0.01%).

### Book Depths

10BPS Depth (top of book)

Rank	Venue	Depth (1K EUR)	Change
1	XMAD	75.3	-13.8
2	CEUX	15.5	-0.9
3	AQEU	15.3	-2.4
4	TQEX	0.8	0.0

Monthly Depth Trend



50BPS Depth (deeper into book)

Rank	Venue	Depth (1K EUR)	Change
1	XMAD	782.1	-222.7
2	CEUX	128.0	-12.0
3	AQEU	107.7	-14.7
4	TQEX	17.4	-3.5

Monthly Depth Trend




Market depth measures the amount of visible liquidity (bids and offers) in the order book within 10 or 50 BPS of mid price. The result is averaged over the stocks in the index and is based on measurements of the order book every 30 seconds. This is quoted in '000s of EUR.

### Best Prices

At touch

Rank	Venue	Best Price (%)	Change
1	XMAD	10.26	+3.21
2	CEUX	6.70	+0.19
3	AQEU	2.15	+0.15
4	TQEX	0.57	+0.29
5	CHIX	0.00	+0.00
6	TRQX	0.00	+0.00
7	BATE	0.00	+0.00
8	AQXE	0.00	+0.00

Best Prices Trend



25k EUR deal

Rank	Venue	Best Price (%)	Change
1	XMAD	96.37	-0.81
2	CEUX	2.80	+1.02
3	AQEU	0.60	-0.27
4	TQEX	0.02	+0.01
5	CHIX	0.00	+0.00
6	TRQX	0.00	+0.00
7	BATE	0.00	+0.00
8	AQXE	0.00	+0.00

Best Prices Trend

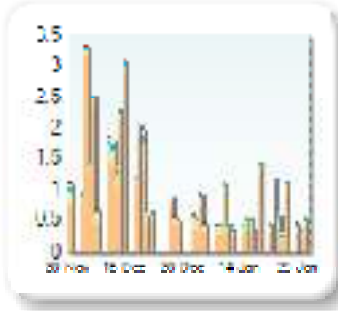


Best Price % measures how often each venue posts an absolute best price (no ties) for stocks. The result is averaged over the stocks in the index and is based on measurements of the order book every 5 seconds.

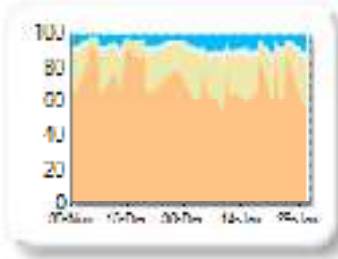
### Market Share

Rank	Venue	Market Share	Change
1	XMAD	<b>71.15%</b>	-11.46
2	CEUX	<b>18.21%</b>	+6.79
3	AQEU	<b>6.52%</b>	+2.96
4	TQEX	<b>3.72%</b>	+1.46
5	BATE	<b>0.28%</b>	+0.20
6	TRQX	<b>0.12%</b>	+0.07
7	CHIX	<b>0.01%</b>	-0.02
8	AQXE	<b>0.00%</b>	0.00

Volume Trend



Market Share Trend



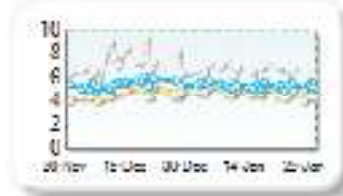
Market share is based on on-book value traded during continuous trading. The share is calculated by averaging over all stocks in the index. The current value shown is for last week and the change is relative to the previous week.

### Spreads

At touch

Rank	Venue	Spread (bps)	Change
1	CEUX	<b>4.70</b>	-0.03
2	XMAD	<b>4.74</b>	+0.06
3	AQEU	<b>5.32</b>	-0.16
4	TQEX	<b>6.65</b>	-0.57
5	BATE	<b>44.27</b>	-31.39

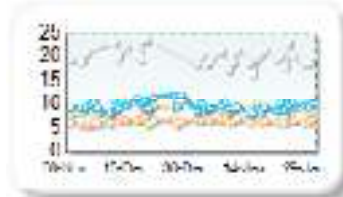
Monthly Spread Trend



25k EUR deal

Rank	Venue	Spread (bps)	Change
1	XMAD	<b>6.35</b>	+0.19
2	CEUX	<b>8.75</b>	-0.47
3	AQEU	<b>9.14</b>	-0.71
4	TQEX	<b>19.44</b>	-8.97
5	BATE	<b>115.72</b>	n/a

Monthly Spread Trend



Spreads measure the bid to offer spread of the best visible orders in the book. The result is averaged over the stocks in the index and is based on measurements of the order books every 30 seconds. The value for the spread is quoted in basis points (0.01%).

### Book Depths

10BPS Depth (top of book)

Rank	Venue	Depth (1K EUR)	Change
1	XMAD	<b>312.1</b>	-77.8
2	CEUX	<b>93.2</b>	+0.1
3	AQEU	<b>92.3</b>	+4.8
4	TQEX	<b>26.9</b>	+2.5
5	BATE	<b>2.5</b>	+1.0


Monthly Depth Trend



50BPS Depth (deeper into book)

Rank	Venue	Depth (1K EUR)	Change
1	XMAD	<b>1,840.7</b>	-668.0
2	CEUX	<b>537.6</b>	+36.8
3	AQEU	<b>427.8</b>	+83.7
4	TQEX	<b>238.4</b>	+62.6
5	BATE	<b>15.3</b>	+2.0
6	CHIX	<b>0.6</b>	-4.3

Monthly Depth Trend




Market depth measures the amount of visible liquidity (bids and offers) in the order book within 10 or 50 BPS of mid price. The result is averaged over the stocks in the index and is based on measurements of the order book every 30 seconds. This is quoted in '000s of EUR.

### Best Prices

At touch

Rank	Venue	Best Price (%)	Change
1	XMAD	<b>3.84</b>	-1.11
2	CEUX	<b>2.59</b>	-0.26
3	AQEU	<b>0.52</b>	+0.23
4	BATE	<b>0.48</b>	+0.52
5	TQEX	<b>0.45</b>	+0.10
6	CHIX	<b>0.00</b>	+0.00
7	TRQX	<b>0.00</b>	+0.00
8	AQXE	<b>0.00</b>	+0.00


Best Prices Trend



25k EUR deal

Rank	Venue	Best Price (%)	Change
1	XMAD	<b>69.79</b>	-5.54
2	CEUX	<b>14.20</b>	+2.19
3	AQEU	<b>6.38</b>	+1.13
4	TQEX	<b>0.42</b>	-0.11
5	CHIX	<b>0.00</b>	+0.00
6	TRQX	<b>0.00</b>	+0.00
7	BATE	<b>0.00</b>	+0.00
8	AQXE	<b>0.00</b>	+0.00

Best Prices Trend

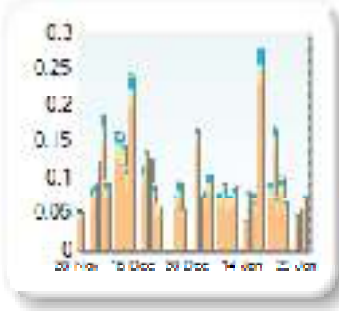


Best Price % measures how often each venue posts an absolute best price (no ties) for stocks. The result is averaged over the stocks in the index and is based on measurements of the order book every 5 seconds.

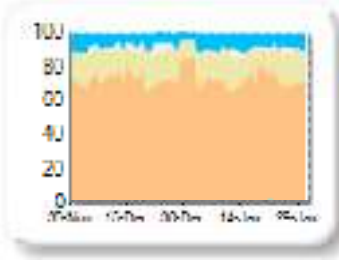
### Market Share

Rank	Venue	Market Share	Change
1	XMAD	74.44%	-0.10
2	CEUX	15.02%	-0.65
3	AQEU	8.32%	+0.98
4	TQEX	1.99%	-0.33
5	TRQX	0.20%	+0.14
6	BATE	0.03%	-0.01

Volume Trend



Market Share Trend



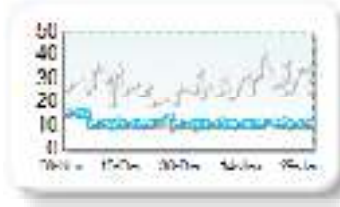
Market share is based on on-book value traded during continuous trading. The share is calculated by averaging over all stocks in the index. The current value shown is for last week and the change is relative to the previous week.

### Spreads

At touch

Rank	Venue	Spread (bps)	Change
1	XMAD	10.69	-0.64
2	AQEU	11.06	-0.90
3	CEUX	11.31	-0.57
4	TQEX	29.01	+2.29

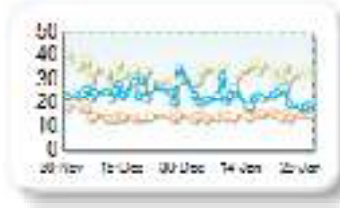
Monthly Spread Trend



25k EUR deal

Rank	Venue	Spread (bps)	Change
1	XMAD	14.34	-0.27
2	AQEU	22.32	-2.79
3	CEUX	32.42	+0.39
4	TQEX	75.56	-21.10

Monthly Spread Trend



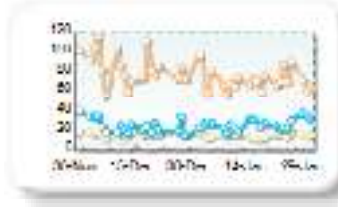
Spreads measure the bid to offer spread of the best visible orders in the book. The result is averaged over the stocks in the index and is based on measurements of the order books every 30 seconds. The value for the spread is quoted in basis points (0.01%).

### Book Depths

10BPS Depth (top of book)

Rank	Venue	Depth (1K EUR)	Change
1	XMAD	69.5	-14.0
2	AQEU	25.1	+1.2
3	CEUX	14.3	-1.8
4	TQEX	2.0	-0.6

Monthly Depth Trend



50BPS Depth (deeper into book)

Rank	Venue	Depth (1K EUR)	Change
1	XMAD	1,221.8	-174.1
2	AQEU	134.6	+9.9
3	CEUX	109.7	-0.3
4	TQEX	31.4	-2.9

Monthly Depth Trend




Market depth measures the amount of visible liquidity (bids and offers) in the order book within 10 or 50 BPS of mid price. The result is averaged over the stocks in the index and is based on measurements of the order book every 30 seconds. This is quoted in '000s of EUR.

### Best Prices

At touch

Rank	Venue	Best Price (%)	Change
1	XMAD	3.90	+0.95
2	CEUX	1.61	-0.67
3	AQEU	1.36	+0.40
4	TQEX	0.29	+0.04
5	CHIX	0.00	+0.00
6	TRQX	0.00	+0.00
7	BATE	0.00	+0.00

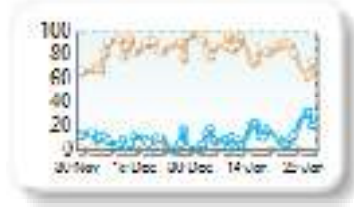
Best Prices Trend



25k EUR deal

Rank	Venue	Best Price (%)	Change
1	XMAD	83.43	-0.12
2	AQEU	12.31	+4.77
3	CEUX	0.97	-1.64
4	TQEX	0.00	-0.02
5	CHIX	0.00	+0.00
6	TRQX	0.00	+0.00
7	BATE	0.00	+0.00

Best Prices Trend



Best Price % measures how often each venue posts an absolute best price (no ties) for stocks. The result is averaged over the stocks in the index and is based on measurements of the order book every 5 seconds.